

Microsoft

Exam Questions DP-100

Designing and Implementing a Data Science Solution on Azure



NEW QUESTION 1

- (Exam Topic 3)

You have an Azure Machine Learning workspace that contains a training cluster and an inference cluster. You plan to create a classification model by using the Azure Machine Learning designer.

You need to ensure that client applications can submit data as HTTP requests and receive predictions as responses.

Which three actions should you perform in sequence? To answer, move the appropriate actions from the list of actions to the answer area and arrange them in the correct order.

Actions

Create a real-time inference pipeline and run the pipeline on the compute cluster.

Create a batch inference pipeline and run the pipeline on the compute cluster.

Deploy a service to the compute cluster.

Create a pipeline that trains a classification model and run the pipeline on the compute cluster.

Deploy a service to the inference cluster.

Answer area

- A. Mastered
- B. Not Mastered

Answer: A

Explanation:

Actions

Create a real-time inference pipeline and run the pipeline on the compute cluster.

Create a batch inference pipeline and run the pipeline on the compute cluster.

Deploy a service to the compute cluster.

Create a pipeline that trains a classification model and run the pipeline on the compute cluster.

Deploy a service to the inference cluster.

Answer area

Create a pipeline that trains a classification model and run the pipeline on the compute cluster.

Create a batch inference pipeline and run the pipeline on the compute cluster.

Deploy a service to the inference cluster.

NEW QUESTION 2

- (Exam Topic 3)

HOTSPOT

You create a script for training a machine learning model in Azure Machine Learning service. You create an estimator by running the following code:

```
from azureml.core import Workspace, Datastore
from azureml.core.compute import ComputeTarget
from azureml.train.estimator import Estimator
work_space = Workspace.from_config()
data_source = work_space.get_default_datastore()
train_cluster = ComputeTarget(workspace=work_space, name= 'train-cluster')
estimator = Estimator(source_directory =
    'training-experiment',
    script_params = { ' --data-folder' : data_source.as_mount(), ' --regularization':0.8},
    compute_target = train_cluster,
    entry_script = 'train.py',
    conda_packages = ['scikit-learn'])
```

For each of the following statements, select Yes if the statement is true. Otherwise, select No.

NOTE: Each correct selection is worth one point.

Yes **No**

The estimator will look for the files it needs to run an experiment in the training-experiment directory of the local compute environment. ☐ Yes ☐ No

The estimator will mount the local data-folder folder and make it available to the script through a parameter. ☐ Yes ☐ No

The train.py script file will be created if it does not exist. ☐ Yes ☐ No

The estimator can run Scikit-learn experiments. ☐ Yes ☐ No

- A. Mastered
B. Not Mastered

Answer: A

Explanation:

Box 1: Yes

Parameter source_directory is a local directory containing experiment configuration and code files needed for a training job.

Box 2: Yes

script_params is a dictionary of command-line arguments to pass to the training script specified in entry_script.

Box 3: No

Box 4: Yes

The conda_packages parameter is a list of strings representing conda packages to be added to the Python environment for the experiment.

NEW QUESTION 3

- (Exam Topic 3)

HOTSPOT

You register the following versions of a model.

Model name	Model version	Tags	Properties
healthcare_model	3	'Training context': 'CPU Compute'	value:87.43
healthcare_model	2	'Training context': 'CPU Compute'	value:54.98
healthcare_model	1	'Training context': 'CPU Compute'	value:23.56

You use the Azure ML Python SDK to run a training experiment. You use a variable named run to reference the experiment run. After the run has been submitted and completed, you run the following code:

```
run.register_model(model_path='outputs/model.pkl',
    model_name='healthcare_model',
    tags={'Training context': 'CPU Compute'})
```

For each of the following statements, select Yes if the statement is true. Otherwise, select No.
NOTE: Each correct selection is worth one point.

Yes **No**

The code will cause a previous version of the saved model to be overwritten. ☐ Yes ☐ No

The version number will now be 4. ☐ Yes ☐ No

The latest version of the stored model will have a property of value: 87.43. ☐ Yes ☐ No

- A. Mastered
B. Not Mastered

Answer: A

Explanation:

Reference:

<https://docs.microsoft.com/en-us/azure/machine-learning/how-to-deploy-and-where>

NEW QUESTION 4

- (Exam Topic 3)

Note: This question is part of a series of questions that present the same scenario. Each question in the series contains a unique solution that might meet the stated goals. Some question sets might have more than one correct solution, while others might not have a correct solution.

After you answer a question in this section, you will NOT be able to return to it. As a result, these questions will not appear in the review screen.

An IT department creates the following Azure resource groups and resources:

Resource group	Resources
ml_resources	<ul style="list-style-type: none">• an Azure Machine Learning workspace named amlworkspace• an Azure Storage account named amlworkspace12345• an Application Insights instance named amlworkspace54321• an Azure Key Vault named amlworkspace67890• an Azure Container Registry named amlworkspace09876
general_compute	<p>A virtual machine named mlvm with the following configuration:</p> <ul style="list-style-type: none">• Operating system: Ubuntu Linux• Software installed: Python 3.6 and Jupyter Notebooks• Size: NC6 (6 vCPUs, 1 vGPU, 56 Gb RAM)

The IT department creates an Azure Kubernetes Service (AKS)-based inference compute target named aks-cluster in the Azure Machine Learning workspace. You have a Microsoft Surface Book computer with a GPU. Python 3.6 and Visual Studio Code are installed. You need to run a script that trains a deep neural network (DNN) model and logs the loss and accuracy metrics.

Solution: Install the Azure ML SDK on the Surface Book. Run Python code to connect to the workspace. Run the training script as an experiment on the aks-cluster compute target.

Does the solution meet the goal?

- A. Yes
B. No

Answer: B

Explanation:

Need to attach the mlvm virtual machine as a compute target in the Azure Machine Learning workspace.

Reference:

<https://docs.microsoft.com/en-us/azure/machine-learning/concept-compute-target>

NEW QUESTION 5

- (Exam Topic 3)

You train a machine learning model.

You must deploy the model as a real-time inference service for testing. The service requires low CPU utilization and less than 48 MB of RAM. The compute target for the deployed service must initialize automatically while minimizing cost and administrative overhead.

Which compute target should you use?

- A. Azure Kubernetes Service (AKS) inference cluster
B. Azure Machine Learning compute cluster
C. Azure Container Instance (ACI)
D. attached Azure Databricks cluster

Answer: C

Explanation:

Azure Container Instances (ACI) are suitable only for small models less than 1 GB in size. Use it for low-scale CPU-based workloads that require less than 48 GB of RAM.

Note: Microsoft recommends using single-node Azure Kubernetes Service (AKS) clusters for dev-test of larger models.

Reference:

<https://docs.microsoft.com/id-id/azure/machine-learning/how-to-deploy-and-where>

NEW QUESTION 6

- (Exam Topic 3)

You have a dataset that includes confidential data. You use the dataset to train a model.

You must use a differential privacy parameter to keep the data of individuals safe and private. You need to reduce the effect of user data on aggregated results.

What should you do?

- A. Decrease the value of the epsilon parameter to reduce the amount of noise added to the data
B. Increase the value of the epsilon parameter to decrease privacy and increase accuracy
C. Decrease the value of the epsilon parameter to increase privacy and reduce accuracy
D. Set the value of the epsilon parameter to 1 to ensure maximum privacy

Answer: C

Explanation:

Differential privacy tries to protect against the possibility that a user can produce an indefinite number of reports to eventually reveal sensitive data. A value known as epsilon measures how noisy, or private, a report is. Epsilon has an inverse relationship to noise or privacy. The lower the epsilon, the more noisy (and private) the data is.

Reference:

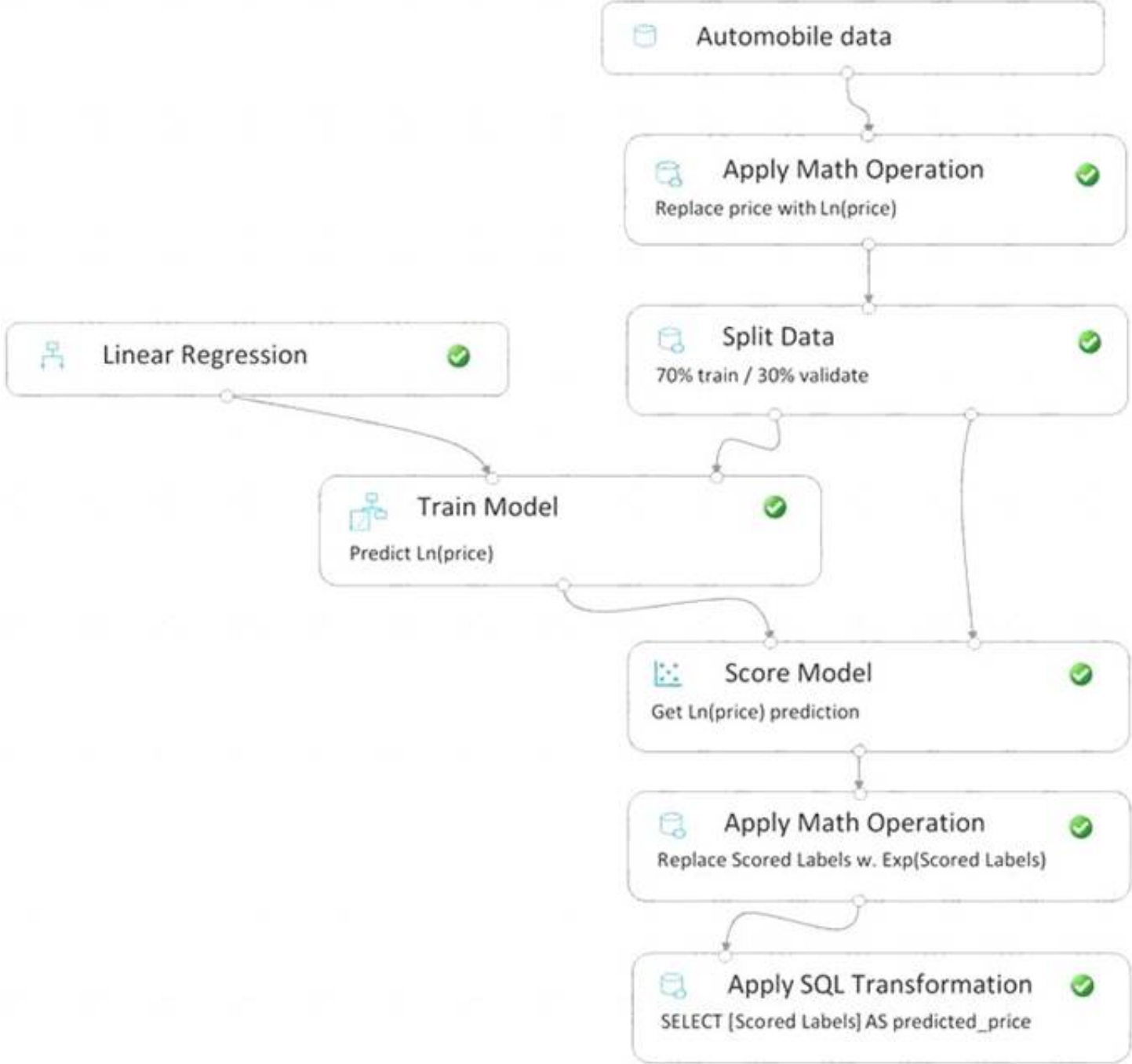
<https://docs.microsoft.com/en-us/azure/machine-learning/concept-differential-privacy>

NEW QUESTION 7

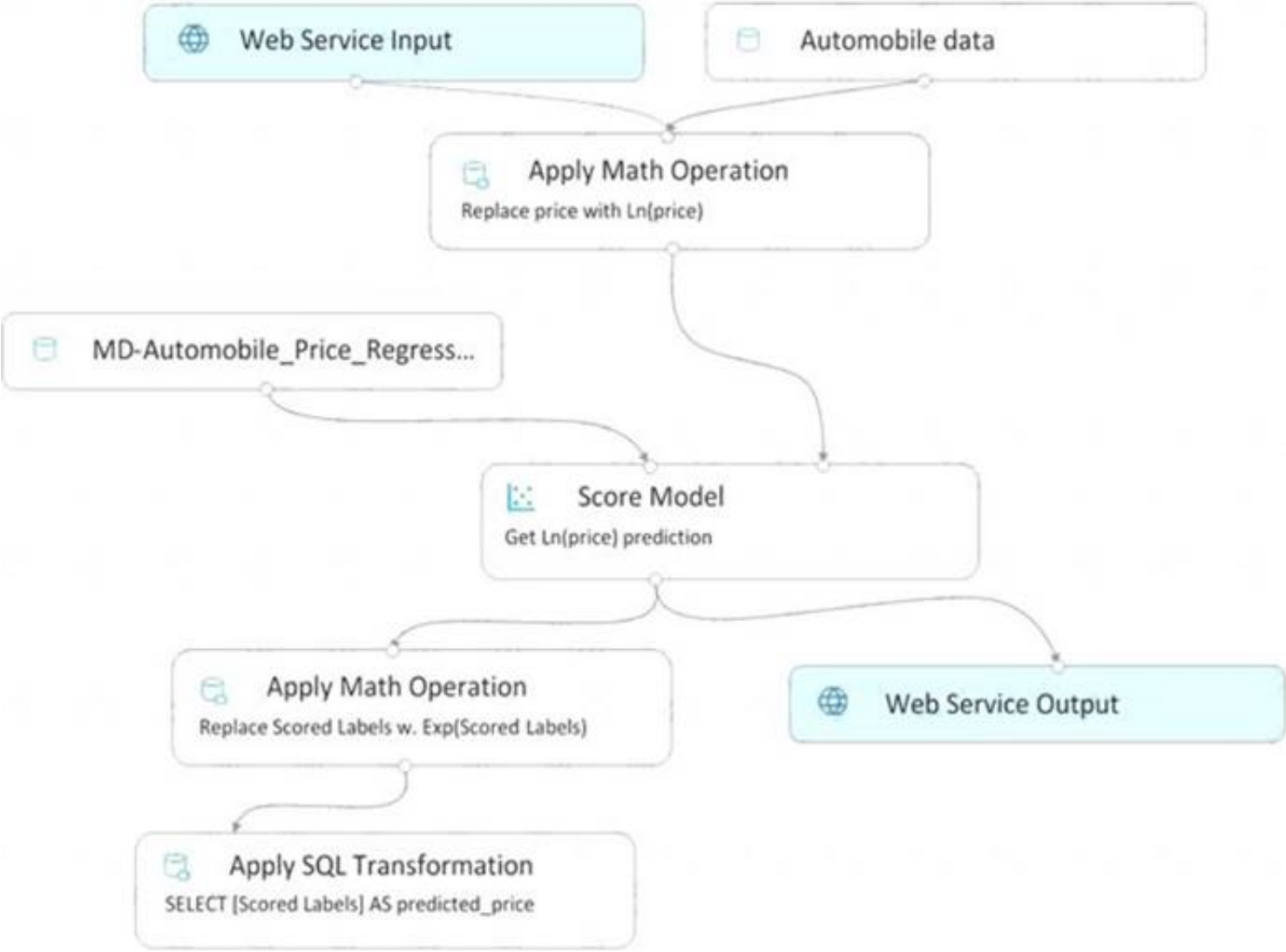
- (Exam Topic 3)

You create a pipeline in designer to train a model that predicts automobile prices.

Because of non-linear relationships in the data, the pipeline calculates the natural log (Ln) of the prices in the training data, trains a model to predict this natural log of price value, and then calculates the exponential of the scored label to get the predicted price.
 The training pipeline is shown in the exhibit. (Click the Training pipeline tab.)
 Training pipeline



You create a real-time inference pipeline from the training pipeline, as shown in the exhibit. (Click the Real-time pipeline tab.)
 Real-time pipeline



You need to modify the inference pipeline to ensure that the web service returns the exponential of the scored label as the predicted automobile price and that client applications are not required to include a price value in the input values.
 Which three modifications must you make to the inference pipeline? Each correct answer presents part of the solution.
 NOTE: Each correct selection is worth one point.

A. Connect the output of the Apply SQL Transformation to the Web Service Output module.

- B. Replace the Web Service Input module with a data input that does not include the price column.
- C. Add a Select Columns module before the Score Model module to select all columns other than price.
- D. Replace the training dataset module with a data input that does not include the price column.
- E. Remove the Apply Math Operation module that replaces price with its natural log from the data flow.
- F. Remove the Apply SQL Transformation module from the data flow.

Answer: ACE

NEW QUESTION 8

- (Exam Topic 3)

Note: This question is part of a series of questions that present the same scenario. Each question in the series contains a unique solution that might meet the stated goals. Some question sets might have more than one correct solution, while others might not have a correct solution.

After you answer a question in this section, you will NOT be able to return to it. As a result, these questions will not appear in the review screen.

You are creating a new experiment in Azure Machine Learning Studio.

One class has a much smaller number of observations than the other classes in the training set. You need to select an appropriate data sampling strategy to compensate for the class imbalance. Solution: You use the Stratified split for the sampling mode.

Does the solution meet the goal?

- A. Yes
- B. No

Answer: B

Explanation:

Instead use the Synthetic Minority Oversampling Technique (SMOTE) sampling mode.

Note: SMOTE is used to increase the number of underrepresented cases in a dataset used for machine learning. SMOTE is a better way of increasing the number of rare cases than simply duplicating existing cases.

References:

<https://docs.microsoft.com/en-us/azure/machine-learning/studio-module-reference/smote>

NEW QUESTION 9

- (Exam Topic 3)

You plan to use automated machine learning to train a regression model. You have data that has features which have missing values, and categorical features with few distinct values.

You need to configure automated machine learning to automatically impute missing values and encode categorical features as part of the training task.

Which parameter and value pair should you use in the AutoMLConfig class?

- A. featurization = 'auto'
- B. enable_voting_ensemble = True
- C. task = 'classification'
- D. exclude_nan_labels = True
- E. enable_tf = True

Answer: A

Explanation:

Featurization str or FeaturizationConfig Values: 'auto' / 'off' / FeaturizationConfig

Indicator for whether featurization step should be done automatically or not, or whether customized featurization should be used.

Column type is automatically detected. Based on the detected column type preprocessing/featurization is done as follows:

Categorical: Target encoding, one hot encoding, drop high cardinality categories, impute missing values. Numeric: Impute missing values, cluster distance, weight of evidence.

DateTime: Several features such as day, seconds, minutes, hours etc. Text: Bag of words, pre-trained Word embedding, text target encoding. Reference:

<https://docs.microsoft.com/en-us/python/api/azureml-train-automl-client/azureml.train.automl.automlconfig.auto>

NEW QUESTION 10

- (Exam Topic 3)

Note: This question is part of a series of questions that present the same scenario. Each question in the series contains a unique solution that might meet the stated goals. Some question sets might have more than one correct solution, while others might not have a correct solution.

After you answer a question in this section, you will NOT be able to return to it. As a result, these questions will not appear in the review screen.

You are creating a model to predict the price of a student's artwork depending on the following variables: the student's length of education, degree type, and art form.

You start by creating a linear regression model. You need to evaluate the linear regression model.

Solution: Use the following metrics: Relative Squared Error, Coefficient of Determination, Accuracy, Precision, Recall, F1 score, and AUC.

Does the solution meet the goal?

- A. Yes
- B. No

Answer: B

Explanation:

Relative Squared Error, Coefficient of Determination are good metrics to evaluate the linear regression model, but the others are metrics for classification models.

References:

<https://docs.microsoft.com/en-us/azure/machine-learning/studio-module-reference/evaluate-model>

NEW QUESTION 10

- (Exam Topic 3)

You use the designer to create a training pipeline for a classification model. The pipeline uses a dataset that includes the features and labels required for model training.

You create a real-time inference pipeline from the training pipeline. You observe that the schema for the generated web service input is based on the dataset and includes the label column that the model predicts. Client applications that use the service must not be required to submit this value. You need to modify the inference pipeline to meet the requirement. What should you do?

- A. Add a Select Columns in Dataset module to the inference pipeline after the dataset and use it to select all columns other than the label.
- B. Delete the dataset from the training pipeline and recreate the real-time inference pipeline.
- C. Delete the Web Service Input module from the inference pipeline.
- D. Replace the dataset in the inference pipeline with an Enter Data Manually module that includes data for the feature columns but not the label column.

Answer: A

Explanation:

By default, the Web Service Input will expect the same data schema as the module output data which connects to the same downstream port as it. You can remove the target variable column in the inference pipeline using Select Columns in Dataset module. Make sure that the output of Select Columns in Dataset removing target variable column is connected to the same port as the output of the Web Service Input module.

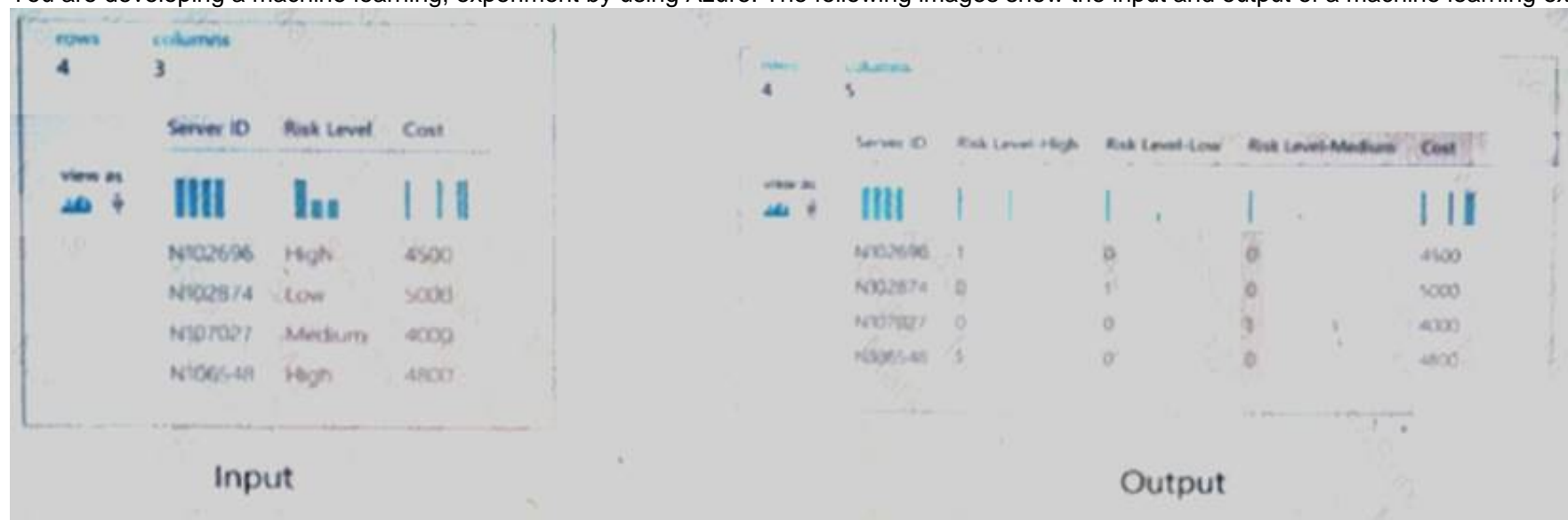
Reference:

<https://docs.microsoft.com/en-us/azure/machine-learning/tutorial-designer-automobile-price-deploy>

NEW QUESTION 14

- (Exam Topic 3)

You are developing a machine learning, experiment by using Azure. The following images show the input and output of a machine learning experiment:



Use the drop-down menus to select the answer choice that answers each question based on the information presented in the graphic.

NOTE: Each correct selection is worth one point.

You need to perform the data transformation applied to the Risk Level column. Which module should you use?

What is the expected input column type for this transformation?

Apply Filter

Build Counting Transform

Convert to Indicator Values

Categorical

Numerical

String

- A. Mastered
- B. Not Mastered

Answer: A

Explanation:

You need to perform the data transformation applied to the Risk Level column. Which module should you use?

What is the expected input column type for this transformation?

Apply Filter

Build Counting Transform

Convert to Indicator Values

Categorical

Numerical

String

NEW QUESTION 17

- (Exam Topic 3)

You are developing deep learning models to analyze semi-structured, unstructured, and structured data types. You have the following data available for model building:

- > Video recordings of sporting events
 - > Transcripts of radio commentary about events
 - > Logs from related social media feeds captured during sporting events
- You need to select an environment for creating the model. Which environment should you use?

- A. Azure Cognitive Services
- B. Azure Data Lake Analytics
- C. Azure HDInsight with Spark MLlib
- D. Azure Machine Learning Studio

Answer: A

Explanation:

Azure Cognitive Services expand on Microsoft's evolving portfolio of machine learning APIs and enable developers to easily add cognitive features – such as emotion and video detection; facial, speech, and vision recognition; and speech and language understanding – into their applications. The goal of Azure Cognitive Services is to help developers create applications that can see, hear, speak, understand, and even begin to reason. The catalog of services within Azure Cognitive Services can be categorized into five main pillars - Vision, Speech, Language, Search, and Knowledge.

References:

<https://docs.microsoft.com/en-us/azure/cognitive-services/welcome>

NEW QUESTION 22

- (Exam Topic 3)

You use the Two-Class Neural Network module in Azure Machine Learning Studio to build a binary classification model. You use the Tune Model Hyperparameters module to tune accuracy for the model.

You need to select the hyperparameters that should be tuned using the Tune Model Hyperparameters module. Which two hyperparameters should you use? Each correct answer presents part of the solution.

NOTE: Each correct selection is worth one point.

- A. Number of hidden nodes
- B. Learning Rate
- C. The type of the normalizer
- D. Number of learning iterations
- E. Hidden layer specification

Answer: DE

Explanation:

D: For Number of learning iterations, specify the maximum number of times the algorithm should process the training cases.

E: For Hidden layer specification, select the type of network architecture to create.

Between the input and output layers you can insert multiple hidden layers. Most predictive tasks can be accomplished easily with only one or a few hidden layers.

References:

<https://docs.microsoft.com/en-us/azure/machine-learning/studio-module-reference/two-class-neural-network>

NEW QUESTION 25

- (Exam Topic 3)

A set of CSV files contains sales records. All the CSV files have the same data schema.

Each CSV file contains the sales record for a particular month and has the filename sales.csv. Each file is stored in a folder that indicates the month and year when the data was recorded. The folders are in an Azure blob container for which a datastore has been defined in an Azure Machine Learning workspace. The folders are organized in a parent folder named sales to create the following hierarchical structure:

```
/sales
  /01-2019
    /sales.csv
  /02-2019
    /sales.csv
  /03-2019
    /sales.csv
  ...
```

At the end of each month, a new folder with that month's sales file is added to the sales folder.

You plan to use the sales data to train a machine learning model based on the following requirements:

- You must define a dataset that loads all of the sales data to date into a structure that can be easily converted to a dataframe.
- You must be able to create experiments that use only data that was created before a specific previous month, ignoring any data that was added after that month.
- You must register the minimum number of datasets possible.

You need to register the sales data as a dataset in Azure Machine Learning service workspace. What should you do?

- A. Create a tabular dataset that references the datastore and explicitly specifies each 'sales/mm-yyyy/ sales.csv' file every month
- B. Register the dataset with the name sales_dataset each month, replacing the existing dataset and specifying a tag named month indicating the month and year it was registered
- C. Use this dataset for all experiments.
- D. Create a tabular dataset that references the datastore and specifies the path 'sales/*/sales.csv', register the dataset with the name sales_dataset and a tag named month indicating the month and year it was registered, and use this dataset for all experiments.
- E. Create a new tabular dataset that references the datastore and explicitly specifies each 'sales/mm-yyyy/ sales.csv' file every month
- F. Register the dataset with the name sales_dataset_MM-YYYY each month with appropriate MM and YYYY values for the month and year
- G. Use the appropriate month-specific dataset for experiments.
- H. Create a tabular dataset that references the datastore and explicitly specifies each 'sales/mm-yyyy/ sales.csv' file
- I. Register the dataset with the name sales_dataset each month as a new version and with a tag named month indicating the month and year it was registered
- J. Use this dataset for all experiments, identifying the version to be used based on the month tag as necessary.

Answer: B

Explanation:

Specify the path. Example:

The following code gets the workspace existing workspace and the desired datastore by name. And then passes the datastore and file locations to the path parameter to create a new TabularDataset, weather_ds.

```
from azureml.core import Workspace, Datastore, Dataset
datastore_name = 'your datastore name'
# get existing workspace
```



```
workspace = Workspace.from_config()
# retrieve an existing datastore in the workspace by name
datastore = Datastore.get(workspace, datastore_name)
# create a TabularDataset from 3 file paths in datastore
datastore_paths = [(datastore, 'weather/2018/11.csv'), (datastore, 'weather/2018/12.csv'), (datastore, 'weather/2019/*.csv')]
weather_ds = Dataset.Tabular.from_delimited_files(path=datastore_paths)
```

NEW QUESTION 30

- (Exam Topic 3)

You create a new Azure subscription. No resources are provisioned in the subscription. You need to create an Azure Machine Learning workspace.

What are three possible ways to achieve this goal? Each correct answer presents a complete solution. NOTE: Each correct selection is worth one point.

- A. Run Python code that uses the Azure ML SDK library and calls the Workspace.create method with name, subscription_id, resource_group, and location parameters.
- B. Use an Azure Resource Management template that includes a Microsoft.MachineLearningServices/workspaces resource and its dependencies.
- C. Use the Azure Command Line Interface (CLI) with the Azure Machine Learning extension to call the az group create function with --name and --location parameters, and then the az ml workspace create function, specifying -w and -g parameters for the workspace name and resource group.
- D. Navigate to Azure Machine Learning studio and create a workspace.
- E. Run Python code that uses the Azure ML SDK library and calls the Workspace.get method with name, subscription_id, and resource_group parameters.

Answer: BCD

Explanation:

B: You can use an Azure Resource Manager template to create a workspace for Azure Machine Learning. Example:

```
{"type": "Microsoft.MachineLearningServices/workspaces",
```

...

C: You can create a workspace for Azure Machine Learning with Azure CLI Install the machine learning extension.

Create a resource group: az group create --name <resource-group-name> --location <location>

To create a new workspace where the services are automatically created, use the following command: az ml workspace create -w <workspace-name> -g <resource-group-name>

D: You can create and manage Azure Machine Learning workspaces in the Azure portal.

- Sign in to the Azure portal by using the credentials for your Azure subscription.
- In the upper-left corner of Azure portal, select + Create a resource.
- Use the search bar to find Machine Learning.
- Select Machine Learning.
- In the Machine Learning pane, select Create to begin.

[Home](#) > [New](#) > [Machine Learning](#)

Machine Learning

Create a machine learning workspace

[Basics](#) [Networking](#) [Advanced](#) [Tags](#) [Review + create](#)

Project details

Select the subscription to manage deployed resources and costs. Use resource groups like folders to organize and manage all your resources.

Subscription *	<input type="text" value="Documentation-team"/>
Resource group *	<input type="text" value="docs-ws"/>

[Create new](#)

Workspace details

Specify the name, region, and edition for the workspace.

Workspace name *	<input type="text" value="docs-mlw"/>
Region *	<input type="text" value="West Central US"/>
Workspace edition *	<div> <div>Basic</div> <div>Basic</div> <div>Enterprise</div> </div>

 For your convenience, these resources are pre-installed in the workspace: Application Insights, Azure Key Vault

Reference:

<https://docs.microsoft.com/en-us/azure/machine-learning/how-to-create-workspace-template> <https://docs.microsoft.com/en-us/azure/machine-learning/how-to-manage-workspace-cli> <https://docs.microsoft.com/en-us/azure/machine-learning/how-to-manage-workspace>

NEW QUESTION 35

- (Exam Topic 3)

You are running a training experiment on remote compute in Azure Machine Learning.

The experiment is configured to use a conda environment that includes the mlflow and azureml-contrib-run packages.

You must use MLflow as the logging package for tracking metrics generated in the experiment. You need to complete the script for the experiment.

How should you complete the code? To answer, select the appropriate options in the answer area.

NOTE: Each correct selection is worth one point.

```
import numpy as np
# Import library to log metrics
```

```
from azureml.core import Run
import mlflow
import logging
```

```
# Start logging for this run
```

```
run = Run.get_context()
mlflow.start_run()
logger = logging.getLogger('Run')
reg_rate = 0.01
# Log the reg_rate metric
```

```
run.log('reg_rate', np.float(reg_rate))
mlflow.log_metric('reg_rate', np.float(reg_rate))
logger.info(np.float(reg_rate))
```

```
# Stop logging for this run
```

```
run.complete()
mlflow.end_run()
logger.setLevel(logging.INFO)
```

- A. Mastered
- B. Not Mastered

Answer: A

Explanation:

Box 1: import mlflow

Import the mlflow and Workspace classes to access MLflow's tracking URI and configure your workspace. Box 2: mlflow.start_run()

Set the MLflow experiment name with set_experiment() and start your training run with start_run(). Box 3: mlflow.log_metric('..')

Use log_metric() to activate the MLflow logging API and begin logging your training run metrics. Box 4: mlflow.end_run()

Close the run: run.endRun() Reference:

<https://docs.microsoft.com/en-us/azure/machine-learning/how-to-use-mlflow>

NEW QUESTION 38

- (Exam Topic 3)

You plan to use a Deep Learning Virtual Machine (DLVM) to train deep learning models using Compute Unified Device Architecture (CUDA) computations.

You need to configure the DLVM to support CUDA. What should you implement?

- A. Intel Software Guard Extensions (Intel SGX) technology
- B. Solid State Drives (SSD)
- C. Graphic Processing Unit (GPU)
- D. Computer Processing Unit (CPU) speed increase by using overclocking
- E. High Random Access Memory (RAM) configuration

Answer: C

Explanation:

A Deep Learning Virtual Machine is a pre-configured environment for deep learning using GPU instances.

References:

<https://azuremarketplace.microsoft.com/en-au/marketplace/apps/microsoft-ads.dsvm-deep-learning>

NEW QUESTION 42

- (Exam Topic 3)

You are solving a classification task.

You must evaluate your model on a limited data sample by using k-fold cross validation. You start by configuring a k parameter as the number of splits.

You need to configure the k parameter for the cross-validation. Which value should you use?

- A. k=0.5
- B. k=0
- C. k=5
- D. k=1

Answer: C

Explanation:

Leave One Out (LOO) cross-validation

Setting $K = n$ (the number of observations) yields n-fold and is called leave-one out cross-validation (LOO), a special case of the K-fold approach.

LOO CV is sometimes useful but typically doesn't shake up the data enough. The estimates from each fold are highly correlated and hence their average can have high variance.

This is why the usual choice is $K=5$ or 10. It provides a good compromise for the bias-variance tradeoff.

NEW QUESTION 44

- (Exam Topic 3)

Note: This question is part of a series of questions that present the same scenario. Each question in the series contains a unique solution that might meet the stated goals. Some question sets might have more than one correct solution, while others might not have a correct solution.

After you answer a question in this section, you will NOT be able to return to it. As a result, these questions will not appear in the review screen.

You are analyzing a numerical dataset which contains missing values in several columns.

You must clean the missing values using an appropriate operation without affecting the dimensionality of the feature set.

You need to analyze a full dataset to include all values.

Solution: Remove the entire column that contains the missing data point. Does the solution meet the goal?

- A. Yes
- B. No

Answer: B

Explanation:

Use the Multiple Imputation by Chained Equations (MICE) method. References: <https://www.ncbi.nlm.nih.gov/pmc/articles/PMC3074241/>

<https://docs.microsoft.com/en-us/azure/machine-learning/studio-module-reference/clean-missing-data>

NEW QUESTION 49

- (Exam Topic 3)

You are with a time series dataset in Azure Machine Learning Studio.

You need to split your dataset into training and testing subsets by using the Split Data module. Which splitting mode should you use?

- A. Regular Expression Split
- B. Split Rows with the Randomized split parameter set to true
- C. Relative Expression Split
- D. Recommender Split

Answer: B

Explanation:

Split Rows: Use this option if you just want to divide the data into two parts. You can specify the percentage of data to put in each split, but by default, the data is divided 50-50.

References:

<https://docs.microsoft.com/en-us/azure/machine-learning/studio-module-reference/split-data>

NEW QUESTION 50

- (Exam Topic 3) You are solving a classification task. The dataset is imbalanced.

You need to select an Azure Machine Learning Studio module to improve the classification accuracy. Which module should you use?

- A. Fisher Linear Discriminant Analysis.
- B. Filter Based Feature Selection
- C. Synthetic Minority Oversampling Technique (SMOTE)
- D. Permutation Feature Importance

Answer: C

Explanation:

Use the SMOTE module in Azure Machine Learning Studio (classic) to increase the number of underrepresented cases in a dataset used for machine learning. SMOTE is a better way of increasing the number of rare cases than simply duplicating existing cases.

You connect the SMOTE module to a dataset that is imbalanced. There are many reasons why a dataset might be imbalanced: the category you are targeting might be very rare in the population, or the data might simply be difficult to collect. Typically, you use SMOTE when the class you want to analyze is under-represented.

Reference:

<https://docs.microsoft.com/en-us/azure/machine-learning/studio-module-reference/smote>

NEW QUESTION 52

- (Exam Topic 3)

You deploy a model in Azure Container Instance.

You must use the Azure Machine Learning SDK to call the model API.

You need to invoke the deployed model using native SDK classes and methods.

How should you complete the command? To answer, select the appropriate options in the answer areas.

NOTE: Each correct selection is worth one point.


```
from azureml.core import Workspace
```

```
from azureml.core.webservice import requests
from azureml.core.webservice import Webservice
from azureml.core.webservice import LocalWebservice
```

```
import json
ws = Workspace.from_config()
service_name = "mlmodel1-service"
service = Webservice(name=service_name, workspace=ws)
x_new = [[2,101.5,1,24,21], [1,89.7,4,41,21]]
input_json = json.dumps({"data": x_new})
```

```
predictions = service.run(input_json)
predictions = requests.post(service.scoring_uri, input_json)
predictions = service.deserialize(ws, input_json)
```

- A. Mastered
- B. Not Mastered

Answer: A

Explanation:

Box 1: from azureml.core.webservice import Webservice

The following code shows how to use the SDK to update the model, environment, and entry script for a web service to Azure Container Instances:

```
from azureml.core import Environment
```

```
from azureml.core.webservice import Webservice
```

```
from azureml.core.model import Model, InferenceConfig Box 2: predictions = service.run(input_json)
```

Example: The following code demonstrates sending data to the service: import json

```
test_sample = json.dumps({'data': [ [1, 2, 3, 4, 5, 6, 7, 8, 9, 10],
```

```
[10, 9, 8, 7, 6, 5, 4, 3, 2, 1]
```

```
]])
```

```
test_sample = bytes(test_sample, encoding='utf8') prediction = service.run(input_data=test_sample)
```

```
print(prediction) Reference:
```

<https://docs.microsoft.com/bs-latn-ba/azure/machine-learning/how-to-deploy-azure-container-instance> <https://docs.microsoft.com/en-us/azure/machine-learning/how-to-troubleshoot-deployment>

NEW QUESTION 55

- (Exam Topic 3)

Note: This question is part of a series of questions that present the same scenario. Each question in the series contains a unique solution that might meet the stated goals. Some question sets might have more than one correct solution, while others might not have a correct solution.

After you answer a question in this section, you will NOT be able to return to it. As a result, these questions will not appear in the review screen.

You are using Azure Machine Learning to run an experiment that trains a classification model.

You want to use Hyperdrive to find parameters that optimize the AUC metric for the model. You configure a HyperDriveConfig for the experiment by running the following code:

```
hyperdrive = HyperDriveConfig(estimator=your_estimator,
    hyperparameter_sampling=your_params,
    policy=policy,
    primary_metric_name='AUC',
    primary_metric_goal=PrimaryMetricGoal.MAXIMIZE,
    max_total_runs=6,
    max_concurrent_runs=4)
```

You plan to use this configuration to run a script that trains a random forest model and then tests it with validation data. The label values for the validation data are stored in a variable named y_test variable, and the predicted probabilities from the model are stored in a variable named y_predicted.

You need to add logging to the script to allow Hyperdrive to optimize hyperparameters for the AUC metric. Solution: Run the following code:

```
import numpy as np
from sklearn.metrics import roc_auc_score
# code to train model omitted
auc = roc_auc_score(y_test, y_predicted)
print(np.float(auc))
```

Does the solution meet the goal?

- A. Yes
- B. No

Answer: B

Explanation:

Use a solution with logging.info(message) instead. Note: Python printing/logging example: logging.info(message)

Destination: Driver logs, Azure Machine Learning designer Reference:

<https://docs.microsoft.com/en-us/azure/machine-learning/how-to-debug-pipelines>

NEW QUESTION 58

- (Exam Topic 3)

You are evaluating a completed binary classification machine learning model. You need to use the precision as the valuation metric. Which visualization should you use?

- A. Binary classification confusion matrix
- B. box plot
- C. Gradient descent
- D. coefficient of determination

Answer: A

Explanation:

References:

<https://machinelearningknowledge.ai/confusion-matrix-and-performance-metrics-machine-learning/>

NEW QUESTION 60

- (Exam Topic 3)

You are preparing to use the Azure ML SDK to run an experiment and need to create compute. You run the following code:

```
from azureml.core.compute import ComputeTarget, AmlCompute
from azureml.core.compute_target import ComputeTargetException
ws = Workspace.from_config()
cluster_name = 'aml-cluster'
try:
    training_compute = ComputeTarget(workspace=ws, name=cluster_name)
except ComputeTargetException:
    compute_config = AmlCompute.provisioning_configuration(vm_size='STANDARD_D2_V2', vm_priority='lowpriority',
max_nodes=4)
    training_compute = ComputeTarget.create(ws, cluster_name, compute_config)
    training_compute.wait_for_completion(show_output=True)
```

For each of the following statements, select Yes if the statement is true. Otherwise, select No.
NOTE: Each correct selection is worth one point.

	Yes	No
If a training cluster named aml-cluster already exists in the workspace, it will be deleted and replaced.	<input type="radio"/>	<input type="radio"/>
The wait_for_completion() method will not return until the aml-cluster compute has four active nodes.	<input type="radio"/>	<input type="radio"/>
If the code creates a new aml-cluster compute target, it may be preempted due to capacity constraints.	<input type="radio"/>	<input type="radio"/>
The aml-cluster compute target is deleted from the workspace after the training experiment completes.	<input type="radio"/>	<input type="radio"/>

- A. Mastered
- B. Not Mastered

Answer: A

Explanation:

Box 1: No

If a training cluster already exists it will be used. Box 2: Yes

The wait_for_completion method waits for the current provisioning operation to finish on the cluster. Box 3: Yes

Low Priority VMs use Azure's excess capacity and are thus cheaper but risk your run being pre-empted.

Box 4: No

Need to use training_compute.delete() to deprovision and delete the AmlCompute target. Reference:

<https://notebooks.azure.com/azureml/projects/azureml-getting-started/html/how-to-use-azureml/training/train-on> <https://docs.microsoft.com/en-us/python/api/azureml-core/azureml.core.compute.computetarget>

NEW QUESTION 62

- (Exam Topic 3)

You create a multi-class image classification deep learning model that uses a set of labeled images. You create a script file named train.py that uses the PyTorch 1.3 framework to train the model.

You must run the script by using an estimator. The code must not require any additional Python libraries to be installed in the environment for the estimator. The time required for model training must be minimized.

You need to define the estimator that will be used to run the script. Which estimator type should you use?

- A. TensorFlow
- B. PyTorch
- C. SKLearn
- D. Estimator

Answer: B

Explanation:

For PyTorch, TensorFlow and Chainer tasks, Azure Machine Learning provides respective PyTorch, TensorFlow, and Chainer estimators to simplify using these frameworks.

Reference:

<https://docs.microsoft.com/en-us/azure/machine-learning/how-to-train-ml-models>

NEW QUESTION 66

- (Exam Topic 3)

You create a batch inference pipeline by using the Azure ML SDK. You run the pipeline by using the following code:

```
from azureml.pipeline.core import Pipeline
```

```
from azureml.core.experiment import Experiment
```

pipeline = Pipeline(workspace=ws, steps=[parallelrun_step]) pipeline_run = Experiment(ws, 'batch_pipeline').submit(pipeline) You need to monitor the progress of the pipeline execution.

What are two possible ways to achieve this goal? Each correct answer presents a complete solution.

NOTE: Each correct selection is worth one point.

A. Run the following code in a notebook:

```
from azureml.contrib.interpret.explanation.explanation_client import ExplanationClient
client = ExplanationClient.from_run(pipeline_run)
explanation = client.download_model_explanation()
explanation = client.download_model_explanation(top_k=4)
global_importance_values = explanation.get_ranked_global_values()
global_importance_names = explanation.get_ranked_global_names()
print('global importance values: {}'.format(global_importance_values))
print('global importance names: {}'.format(global_importance_names))
```

B. Use the Inference Clusters tab in Machine Learning Studio.

C. Use the Activity log in the Azure portal for the Machine Learning workspace.

D. Run the following code in a notebook:

```
from azureml.widgets import RunDetails
RunDetails(pipeline_run).show()
```

E. Run the following code and monitor the console output from the PipelineRun object:

```
pipeline_run.wait_for_completion(show_output=True)
```

- A. Option A
- B. Option B
- C. Option C
- D. Option D
- E. Option E

Answer: DE

Explanation:

A batch inference job can take a long time to finish. This example monitors progress by using a Jupyter widget. You can also manage the job's progress by using:

➤ Azure Machine Learning Studio.

➤ Console output from the PipelineRun object. `from azureml.widgets import RunDetails RunDetails(pipeline_run).show()`

`pipeline_run.wait_for_completion(show_output=True)` Reference:

<https://docs.microsoft.com/en-us/azure/machine-learning/how-to-use-parallel-run-step#monitor-the-parallel-run>

NEW QUESTION 68

- (Exam Topic 3)

You create a Python script that runs a training experiment in Azure Machine Learning. The script uses the Azure Machine Learning SDK for Python.

You must add a statement that retrieves the names of the logs and outputs generated by the script. You need to reference a Python class object from the SDK for the statement.

Which class object should you use?

- A. Run
- B. ScripcRunConfig
- C. Workspace
- D. Experiment

Answer: A

Explanation:

A run represents a single trial of an experiment. Runs are used to monitor the asynchronous execution of a trial, log metrics and store output of the trial, and to analyze results and access artifacts generated by the trial.

The run Class `get_all_logs` method downloads all logs for the run to a directory. Reference:

[https://docs.microsoft.com/en-us/python/api/azureml-core/azureml.core.run\(class\)](https://docs.microsoft.com/en-us/python/api/azureml-core/azureml.core.run(class))

NEW QUESTION 71

- (Exam Topic 3)

You use Azure Machine Learning to train and register a model.

You must deploy the model into production as a real-time web service to an inference cluster named service-compute that the IT department has created in the Azure Machine Learning workspace.

Client applications consuming the deployed web service must be authenticated based on their Azure Active Directory service principal.

You need to write a script that uses the Azure Machine Learning SDK to deploy the model. The necessary modules have been imported.

How should you complete the code? To answer, select the appropriate options in the answer area.

NOTE: Each correct selection is worth one point.

```
# Assume the necessary modules have been imported
deploy_target = ▼ (ws, "service-compute")
AksCompute
AmlCompute
RemoteCompute
BatchCompute

deployment_config = ▼ .deploy_configuration(cpu_cores=1, memory_gb=1,
AksWebservice
AciWebservice
LocalWebService

▼ )
token_auth_enabled=True
token_auth_enabled=False
auth_enabled=True
auth_enabled=False

service = Model.deploy(ws, "ml-service",
    [model], inference_config, deployment_config, deploy_target)
service.wait_for_deployment(show_output = True)
```

- A. Mastered
- B. Not Mastered

Answer: A

Explanation:

Box 1: AksCompute Example:

aks_target = AksCompute(ws,"myaks")

If deploying to a cluster configured for dev/test, ensure that it was created with enough
 # cores and memory to handle this deployment configuration. Note that memory is also used by
 # things such as dependencies and AML components.

deployment_config = AksWebservice.deploy_configuration(cpu_cores = 1, memory_gb = 1)

service = Model.deploy(ws, "myservice", [model], inference_config, deployment_config, aks_target) Box 2: AksWebservice

Box 3: token_auth_enabled=Yes

Whether or not token auth is enabled for the Webservice.

Note: A Service principal defined in Azure Active Directory (Azure AD) can act as a principal on which authentication and authorization policies can be enforced in Azure Databricks.

The Azure Active Directory Authentication Library (ADAL) can be used to programmatically get an Azure AD access token for a user.

Reference:

<https://docs.microsoft.com/en-us/azure/machine-learning/how-to-deploy-azure-kubernetes-service> <https://docs.microsoft.com/en-us/azure/databricks/dev-tools/api/latest/aad/service-prin-aad-token>

NEW QUESTION 72

- (Exam Topic 3)

You are building a machine learning model for translating English language textual content into French language textual content.

You need to build and train the machine learning model to learn the sequence of the textual content. Which type of neural network should you use?

- A. Multilayer Perceptions (MLPs)
- B. Convolutional Neural Networks (CNNs)
- C. Recurrent Neural Networks (RNNs)
- D. Generative Adversarial Networks (GANs)

Answer: C

Explanation:

To translate a corpus of English text to French, we need to build a recurrent neural network (RNN).

Note: RNNs are designed to take sequences of text as inputs or return sequences of text as outputs, or both. They're called recurrent because the network's hidden layers have a loop in which the output and cell state from each time step become inputs at the next time step. This recurrence serves as a form of memory. It allows contextual information to flow through the network so that relevant outputs from previous time steps can be applied to network operations at the current time step.

References:

<https://towardsdatascience.com/language-translation-with-rnns-d84d43b40571>

NEW QUESTION 76

- (Exam Topic 3)

You are the owner of an Azure Machine Learning workspace.

You must prevent the creation or deletion of compute resources by using a custom role. You must allow all other operations inside the workspace.

You need to configure the custom role.

How should you complete the configuration? To answer, select the appropriate options in the answer area.

NOTE: Each correct selection is worth one point.

Answer Area

```
{
  "Name": "Data Scientist Custom",
  "IsCustom": true
  "Description": "Description"
  "Actions": [
    Microsoft.MachineLearningServices/workspaces/*/read
    Microsoft.MachineLearningServices/workspaces/computes/*/write
    Microsoft.MachineLearningServices/workspaces/delete
    Microsoft.MachineLearningServices/workspaces/*/write
    Microsoft.MachineLearningServices/workspaces/computes/*/write
    Microsoft.MachineLearningServices/workspaces/delete
  ],
  "NotActions": [
    Microsoft.MachineLearningServices/workspaces/*/read
    Microsoft.MachineLearningServices/workspaces/*/write
    Microsoft.MachineLearningServices/workspaces/computes/*/delete
    Microsoft.MachineLearningServices/workspaces/*/read
    Microsoft.MachineLearningServices/workspaces/*/write
    Microsoft.MachineLearningServices/workspaces/computes/*/write
  ],
  "AssignableScopes": [
    "/subscriptions/<subscription_id>"
  ]
}
```

- A. Mastered
- B. Not Mastered

Answer: A

Explanation:

Graphical user interface, application Description automatically generated

Graphical user interface, application Description automatically generated

Box 1: Microsoft.MachineLearningServices/workspaces/*/read

Reader role: Read-only actions in the workspace. Readers can list and view assets, including datastore credentials, in a workspace. Readers can't create or update these assets.

Box 2: Microsoft.MachineLearningServices/workspaces/*/write

If the roles include Actions that have a wildcard (*), the effective permissions are computed by subtracting the NotActions from the allowed Actions.

Box 3: Box 2: Microsoft.MachineLearningServices/workspaces/computes/*/delete

Box 4: Microsoft.MachineLearningServices/workspaces/computes/*/write Reference:

<https://docs.microsoft.com/en-us/azure/role-based-access-control/overview#how-azure-rbac-determines-if-a-use>

NEW QUESTION 77

- (Exam Topic 3)

You are performing clustering by using the K-means algorithm. You need to define the possible termination conditions.

Which three conditions can you use? Each correct answer presents a complete solution. NOTE: Each correct selection is worth one point.

- A. A fixed number of iterations is executed.
- B. The residual sum of squares (RSS) rises above a threshold.
- C. The sum of distances between centroids reaches a maximum.
- D. The residual sum of squares (RSS) falls below a threshold.
- E. Centroids do not change between iterations.

Answer: ADE

Explanation:

References:

<https://docs.microsoft.com/en-us/azure/machine-learning/studio-module-reference/k-means-clustering> <https://nlp.stanford.edu/IR-book/html/htmledition/k-means-1.html>

NEW QUESTION 80

- (Exam Topic 3)

Note: This question is part of a series of questions that present the same scenario. Each question in the series contains a unique solution that might meet the stated goals. Some question sets might have more than one correct solution, while others might not have a correct solution.

After you answer a question in this section, you will NOT be able to return to it. As a result, these questions will not appear in the review screen.

You are analyzing a numerical dataset which contains missing values in several columns.

You must clean the missing values using an appropriate operation without affecting the dimensionality of the feature set.

You need to analyze a full dataset to include all values.

Solution: Replace each missing value using the Multiple Imputation by Chained Equations (MICE) method. Does the solution meet the goal?

- A. Yes
- B. NO

Answer: A

Explanation:

Replace using MICE: For each missing value, this option assigns a new value, which is calculated by using a method described in the statistical literature as "Multivariate Imputation using Chained Equations" or "Multiple Imputation by Chained Equations". With a multiple imputation method, each variable with missing data is modeled conditionally using the other variables in the data before filling in the missing values.

Note: Multivariate imputation by chained equations (MICE), sometimes called "fully conditional specification" or "sequential regression multiple imputation" has emerged in the statistical literature as one principled method of addressing missing data. Creating multiple imputations, as opposed to single imputations, accounts for the statistical uncertainty in the imputations. In addition, the chained equations approach is very flexible and can handle variables of varying types (e.g., continuous or binary) as well as complexities such as bounds or survey skip patterns.

References: <https://www.ncbi.nlm.nih.gov/pmc/articles/PMC3074241/>

<https://docs.microsoft.com/en-us/azure/machine-learning/studio-module-reference/clean-missing-data>

NEW QUESTION 83

- (Exam Topic 3)

You have a feature set containing the following numerical features: X, Y, and Z.

The Poisson correlation coefficient (r-value) of X, Y, and Z features is shown in the following image:

	X	Y	Z
X	1	0.149676	-0.106276
Y	0.149676	1	0.859122
Z	-0.106276	0.859122	1

Use the drop-down menus to select the answer choice that answers each question based on the information presented in the graphic.

NOTE: Each correct selection is worth one point.

What is the r-value for the correlation of Y to Z?

▼

-0.106276
 0.149676
 0.859122
 1

Which type of relationship exists between Z and Y in the feature set?

▼

a positive linear relationship
 a negative linear relationship
 no linear relationship

- A. Mastered
- B. Not Mastered

Answer: A

Explanation:

Box 1: 0.859122

Box 2: a positively linear relationship

+1 indicates a strong positive linear relationship

-1 indicates a strong negative linear correlation

0 denotes no linear relationship between the two variables. References:

<https://docs.microsoft.com/en-us/azure/machine-learning/studio-module-reference/compute-linear-correlation>

NEW QUESTION 87

- (Exam Topic 3)

You are creating an experiment by using Azure Machine Learning Studio.

You must divide the data into four subsets for evaluation. There is a high degree of missing values in the data. You must prepare the data for analysis.

You need to select appropriate methods for producing the experiment.

Which three modules should you run in sequence? To answer, move the appropriate actions from the list of actions to the answer area and arrange them in the correct order.

NOTE: More than one order of answer choices is correct. You will receive credit for any of the correct orders you select.

Actions

Answer Area

Build Counting Transform

Missing Values Scrubber

Feature Hashing

Clean Missing Data

Replace Discrete Values

Import Data

Latent Dirichlet Transformation

Partition and Sample



- A. Mastered
- B. Not Mastered

Answer: A

Explanation:

The Clean Missing Data module in Azure Machine Learning Studio, to remove, replace, or infer missing values.

NEW QUESTION 91

- (Exam Topic 3)

Note: This question is part of a series of questions that present the same scenario. Each question in the series contains a unique solution that might meet the stated goals. Some question sets might have more than one correct solution, while others might not have a correct solution.

After you answer a question in this section, you will NOT be able to return to it. As a result, these questions will not appear in the review screen.

You train and register a machine learning model.

You plan to deploy the model as a real-time web service. Applications must use key-based authentication to use the model.

You need to deploy the web service. Solution:

Create an AksWeb service instance.

Set the value of the auth_enabled property to True.

Deploy the model to the service. Does the solution meet the goal?

- A. Yes
- B. No

Answer: A

Explanation:

Key-based authentication.

Web services deployed on AKS have key-based auth enabled by default. ACI-deployed services have

key-based auth disabled by default, but you can enable it by setting auth_enabled = TRUE when creating the ACI web service. The following is an example of creating an ACI deployment configuration with key-based auth enabled.

```
deployment_config <- aci_web service_deployment_config(cpu_cores = 1, memory_gb = 1,
```

```
auth_enabled = TRUE) Reference:
```

<https://azure.github.io/azureml-sdk-for-r/articles/deploying-models.html>

NEW QUESTION 95

- (Exam Topic 3)

You are developing a data science workspace that uses an Azure Machine Learning service. You need to select a compute target to deploy the workspace. What should you use?

- A. Azure Data Lake Analytics
- B. Azure Databrick .
- C. Apache Spark for HDInsight.
- D. Azure Container Service

Answer: D

Explanation:

Azure Container Instances can be used as compute target for testing or development. Use for low-scale CPU-based workloads that require less than 48 GB of RAM.

Reference:

<https://docs.microsoft.com/en-us/azure/machine-learning/service/how-to-deploy-and-where>

NEW QUESTION 97

- (Exam Topic 3)

Note: This question is part of a series of questions that present the same scenario. Each question in the series contains a unique solution that might meet the stated goals. Some question sets might have more than one correct solution, while others might not have a correct solution.
After you answer a question in this section, you will NOT be able to return to it. As a result, these questions will not appear in the review screen.
You are creating a new experiment in Azure Learning learning Studio.
One class has a much smaller number of observations than the other classes in the training
You need to select an appropriate data sampling strategy to compensate for the class imbalance. Solution: You use the Synthetic Minority Oversampling Technique (SMOTE) sampling mode. Does the solution meet the goal?

- A. Yes
- B. No

Answer: A

Explanation:

SMOTE is used to increase the number of underrepresented cases in a dataset used for machine learning. SMOTE is a better way of increasing the number of rare cases than simply duplicating existing cases.

References:

<https://docs.microsoft.com/en-us/azure/machine-learning/studio-module-reference/smote>

NEW QUESTION 102

- (Exam Topic 3)

You are building an intelligent solution using machine learning models. The environment must support the following requirements:

- Data scientists must build notebooks in a cloud environment
- Data scientists must use automatic feature engineering and model building in machine learning pipelines.
- Notebooks must be deployed to retrain using Spark instances with dynamic worker allocation.
- Notebooks must be exportable to be version controlled locally.

You need to create the environment.

Which four actions should you perform in sequence? To answer, move the appropriate actions from the list of actions to the answer area and arrange them in the correct order.

Actions

Answer area

Install the Azure Machine Learning SDK for Python on the cluster.

When the cluster is ready, export Zeppelin notebooks to a local environment.

Create and execute a Jupyter notebook by using automated machine learning (AutoML) on the cluster.

Install Microsoft Machine Learning for Apache Spark.

When the cluster is ready and has processed the notebook, export your Jupyter notebook to a local environment.

Create an Azure HDInsight cluster to include the Apache Spark Mlib library.

Create and execute the Zeppelin notebooks on the cluster.

Create an Azure Databricks cluster.



- A. Mastered
- B. Not Mastered

Answer: A

Explanation:

Step 1: Create an Azure HDInsight cluster to include the Apache Spark Mlib library

Step 2: Install Microsot Machine Learning for Apache Spark You install AzureML on your Azure HDInsight cluster.

Microsoft Machine Learning for Apache Spark (MMLSpark) provides a number of deep learning and data science tools for Apache Spark, including seamless integration of Spark Machine Learning pipelines with Microsoft Cognitive Toolkit (CNTK) and OpenCV, enabling you to quickly create powerful, highly-scalable predictive and analytical models for large image and text datasets.

Step 3: Create and execute the Zeppelin notebooks on the cluster

Step 4: When the cluster is ready, export Zeppelin notebooks to a local environment. Notebooks must be exportable to be version controlled locally.

References:

<https://docs.microsoft.com/en-us/azure/hdinsight/spark/apache-spark-zeppelin-notebook> <https://azuremlbuild.blob.core.windows.net/pysparkapi/intro.html>

NEW QUESTION 107

- (Exam Topic 3)

Note: This question is part of a series of questions that present the same scenario. Each question in the series contains a unique solution that might meet the stated goals. Some question sets might have more than one correct solution, while others might not have a correct solution.

After you answer a question in this section, you will NOT be able to return to it. As a result, these questions will not appear in the review screen.

You have a Python script named train.py in a local folder named scripts. The script trains a regression model by using scikit-learn. The script includes code to load a training data file which is also located in the scripts folder.

You must run the script as an Azure ML experiment on a compute cluster named aml-compute.

You need to configure the run to ensure that the environment includes the required packages for model training. You have instantiated a variable named aml-compute that references the target compute cluster.

Solution: Run the following code:

```
from azureml.train.sklearn import SKLearn
sk_est = SKLearn(source_directory='./scripts',
                  compute_target=aml-compute,
                  entry_script='train.py')
```

Does the solution meet the goal?

- A. Yes
- B. No

Answer: A

Explanation:

The scikit-learn estimator provides a simple way of launching a scikit-learn training job on a compute target. It is implemented through the SKLearn class, which can be used to support single-node CPU training.

Example:

```
from azureml.train.sklearn import SKLearn
}
estimator = SKLearn(source_directory=project_folder, compute_target=compute_target, entry_script='train_iris.py'
)
```

Reference:

<https://docs.microsoft.com/en-us/azure/machine-learning/how-to-train-scikit-learn>

NEW QUESTION 112

- (Exam Topic 3)

You train and register a machine learning model. You create a batch inference pipeline that uses the model to generate predictions from multiple data files.

You must publish the batch inference pipeline as a service that can be scheduled to run every night. You need to select an appropriate compute target for the inference service.

Which compute target should you use?

- A. Azure Machine Learning compute instance
- B. Azure Machine Learning compute cluster
- C. Azure Kubernetes Service (AKS)-based inference cluster
- D. Azure Container Instance (ACI) compute target

Answer: B

Explanation:

Azure Machine Learning compute clusters is used for Batch inference. Run batch scoring on serverless compute. Supports normal and low-priority VMs. No support for real-time inference.

Reference:

<https://docs.microsoft.com/en-us/azure/machine-learning/concept-compute-target>

NEW QUESTION 113

- (Exam Topic 3)

You have a dataset created for multiclass classification tasks that contains a normalized numerical feature set with 10,000 data points and 150 features.

You use 75 percent of the data points for training and 25 percent for testing. You are using the scikit-learn machine learning library in Python. You use X to denote the feature set and Y to denote class labels.

You create the following Python data frames:

Name	Description
X_train	training feature set
Y_train	training class labels
x_train	testing feature set
y_train	testing class labels

You need to apply the Principal Component Analysis (PCA) method to reduce the dimensionality of the feature set to 10 features in both training and testing sets. How should you complete the code segment? To answer, select the appropriate options in the answer area. NOTE: Each correct selection is worth one point.


```
from sklearn.decomposition import PCA
pca = PCA()
pca = PCA(n_components = 150)
pca = PCA(n_components = 10)
pca = PCA(n_components = 10000)
X_train = pca.fit_transform(X_train)
pca = PCA()
x_test = pca.transform(x_test)
```

- A. Mastered
- B. Not Mastered

Answer: A

Explanation:

Box 1: PCA(n_components = 10)

Need to reduce the dimensionality of the feature set to 10 features in both training and testing sets. Example:

from sklearn.decomposition import PCA pca = PCA(n_components=2) ;2 dimensions principalComponents = pca.fit_transform(x)

Box 2: pca

fit_transform(X[, y])fits the model with X and apply the dimensionality reduction on X. Box 3: transform(x_test)

transform(X) applies dimensionality reduction to X. References:

<https://scikit-learn.org/stable/modules/generated/sklearn.decomposition.PCA.html>

NEW QUESTION 114

- (Exam Topic 3)

You are implementing a machine learning model to predict stock prices. The model uses a PostgreSQL database and requires GPU processing. You need to create a virtual machine that is pre-configured with the required tools. What should you do?

- A. Create a Data Science Virtual Machine (DSVM) Windows edition.
- B. Create a Geo AI Data Science Virtual Machine (Geo-DSVM) Windows edition.
- C. Create a Deep Learning Virtual Machine (DLVM) Linux edition.
- D. Create a Deep Learning Virtual Machine (DLVM) Windows edition.
- E. Create a Data Science Virtual Machine (DSVM) Linux edition.

Answer: E

NEW QUESTION 117

- (Exam Topic 3)

You use the Azure Machine Learning Python SDK to define a pipeline to train a model.

The data used to train the model is read from a folder in a datastore.

You need to ensure the pipeline runs automatically whenever the data in the folder changes. What should you do?

- A. Set the regenerate_outputs property of the pipeline to True
- B. Create a ScheduleRecurrance object with a Frequency of aut
- C. Use the object to create a Schedule for the pipeline
- D. Create a PipelineParameter with a default value that references the location where the training data is stored
- E. Create a Schedule for the pipelin
- F. Specify the datastore in the datastore property, and the folder containing the training data in the path_on_datascor property

Answer: D

Explanation:

Reference:

<https://docs.microsoft.com/en-us/azure/machine-learning/how-to-trigger-published-pipeline>

NEW QUESTION 119

- (Exam Topic 3)

Note: This question is part of a series of questions that present the same scenario. Each question in the series contains a unique solution that might meet the stated goals. Some question sets might have more than one correct solution, while others might not have a correct solution.

After you answer a question in this section, you will NOT be able to return to it. As a result, these questions will not appear in the review screen.

You are creating a model to predict the price of a student's artwork depending on the following variables: the student's length of education, degree type, and art form.

You start by creating a linear regression model. You need to evaluate the linear regression model.

Solution: Use the following metrics: Mean Absolute Error, Root Mean Absolute Error, Relative Absolute Error, Relative Squared Error, and the Coefficient of Determination.

Does the solution meet the goal?

- A. Yes

B. No

Answer: A

Explanation:

The following metrics are reported for evaluating regression models. When you compare models, they are ranked by the metric you select for evaluation.

Mean absolute error (MAE) measures how close the predictions are to the actual outcomes; thus, a lower score is better.

Root mean squared error (RMSE) creates a single value that summarizes the error in the model. By squaring the difference, the metric disregards the difference between over-prediction and under-prediction.

Relative absolute error (RAE) is the relative absolute difference between expected and actual values; relative because the mean difference is divided by the arithmetic mean.

Relative squared error (RSE) similarly normalizes the total squared error of the predicted values by dividing by the total squared error of the actual values.

Mean Zero One Error (MZOE) indicates whether the prediction was correct or not. In other words: ZeroOneLoss(x,y) = 1 when x!=y; otherwise 0.

Coefficient of determination, often referred to as R2, represents the predictive power of the model as a value between 0 and 1. Zero means the model is random (explains nothing); 1 means there is a perfect fit. However, caution should be used in interpreting R2 values, as low values can be entirely normal and high values can be suspect.

AUC.

References:

<https://docs.microsoft.com/en-us/azure/machine-learning/studio-module-reference/evaluate-model>

NEW QUESTION 124

- (Exam Topic 3)

Note: This question is part of a series of questions that present the same scenario. Each question in the series contains a unique solution that might meet the stated goals. Some question sets might have more than one correct solution, while others might not have a correct solution.

After you answer a question in this section, you will NOT be able to return to it. As a result, these questions will not appear in the review screen.

You train a classification model by using a logistic regression algorithm.

You must be able to explain the model's predictions by calculating the importance of each feature, both as an overall global relative importance value and as a measure of local importance for a specific set of predictions.

You need to create an explainer that you can use to retrieve the required global and local feature importance values.

Solution: Create a MimicExplainer. Does the solution meet the goal?

A. Yes

B. No

Answer: B

Explanation:

Instead use Permutation Feature Importance Explainer (PFI).

Note 1: Mimic explainer is based on the idea of training global surrogate models to mimic blackbox models. A global surrogate model is an intrinsically interpretable model that is trained to approximate the predictions of any black box model as accurately as possible. Data scientists can interpret the surrogate model to draw conclusions about the black box model.

Note 2: Permutation Feature Importance Explainer (PFI): Permutation Feature Importance is a technique used to explain classification and regression models. At a high level, the way it works is by randomly shuffling data one feature at a time for the entire dataset and calculating how much the performance metric of interest changes. The larger the change, the more important that feature is. PFI can explain the overall behavior of any underlying model but does not explain individual predictions.

Reference:

<https://docs.microsoft.com/en-us/azure/machine-learning/how-to-machine-learning-interpretability>

NEW QUESTION 128

- (Exam Topic 3)

Note: This question is part of a series of questions that present the same scenario. Each question in the series contains a unique solution that might meet the stated goals. Some question sets might have more than one correct solution, while others might not have a correct solution.

After you answer a question in this section, you will NOT be able to return to it. As a result, these questions will not appear in the review screen.

You create a model to forecast weather conditions based on historical data.

You need to create a pipeline that runs a processing script to load data from a datastore and pass the processed data to a machine learning model training script.

Solution: Run the following code:

```
datastore = ws.get_default_datastore()
data_input = PipelineData("raw_data", datastore=rawdatastore)
data_output = PipelineData("processed_data", datastore=datastore)
process_step = PythonScriptStep(script_name="process.py",
    arguments=["--data_for_train", data_input],
    outputs=[data_output], compute_target=aml_compute,
    source_directory=process_directory)
train_step = PythonScriptStep(script_name="train.py",
    arguments=["--data_for_train", data_input], inputs=[data_output],
    compute_target=aml_compute, source_directory=train_directory)
pipeline = Pipeline(workspace=ws, steps=[process_step, train_step])
```

Does the solution meet the goal?

A. Yes

B. No

Answer: B

Explanation:

Note: Data used in pipeline can be produced by one step and consumed in another step by providing a PipelineData object as an output of one step and an input of one or more subsequent steps.

Compare with this example, the pipeline train step depends on the process_step_output output of the pipeline process step:

```
from azureml.pipeline.core import Pipeline, PipelineData from azureml.pipeline.steps import PythonScriptStep
```

```
datastore = ws.get_default_datastore()
```

```
process_step_output = PipelineData("processed_data", datastore=datastore) process_step = PythonScriptStep(script_name="process.py",
```

```
arguments=["--data_for_train", process_step_output], outputs=[process_step_output], compute_target=aml_compute, source_directory=process_directory)
```

```
train_step = PythonScriptStep(script_name="train.py", arguments=["--data_for_train", process_step_output], inputs=[process_step_output],
```

```
compute_target=aml_compute, source_directory=train_directory)
```

```
pipeline = Pipeline(workspace=ws, steps=[process_step, train_step]) Reference:
```

<https://docs.microsoft.com/en-us/python/api/azureml-pipeline-core/azureml.pipeline.core.pipelinedata?view=azu>

NEW QUESTION 130

- (Exam Topic 3)

You train and register a model by using the Azure Machine Learning SDK on a local workstation. Python 3.6 and Visual Studio Code are installed on the workstation.

When you try to deploy the model into production as an Azure Kubernetes Service (AKS)-based web service, you experience an error in the scoring script that causes deployment to fail.

You need to debug the service on the local workstation before deploying the service to production.

Which four actions should you perform in sequence? To answer, move the appropriate actions from the list of actions to the answer area and arrange them in the correct order.

Actions

Answer Area

Create an AksWebservice deployment configuration for the service and deploy the model to it

Install Docker on the workstation

Create a LocalWebservice deployment configuration for the service and deploy the model to it

Debug and modify the scoring script as necessary. Use the reload() method of the service after each modification

Create an AciWebservice deployment configuration for the service and deploy the model to it



- A. Mastered
- B. Not Mastered

Answer: A

Explanation:

Graphical user interface, text, application, email Description automatically generated

Step 1: Install Docker on the workstation

Prerequisites include having a working Docker installation on your local system. Build or download the dockerfile to the compute node.

Step 2: Create an AksWebservice deployment configuration and deploy the model to it

To deploy a model to Azure Kubernetes Service, create a deployment configuration that describes the compute resources needed.

If deploying to a cluster configured for dev/test, ensure that it was created with enough

cores and memory to handle this deployment configuration. Note that memory is also used by

things such as dependencies and AML components.

```
deployment_config = AksWebservice.deploy_configuration(cpu_cores = 1, memory_gb = 1)
```

```
service = Model.deploy(ws, "myservice", [model], inference_config, deployment_config, aks_target) service.wait_for_deployment(show_output = True)
```

```
print(service.state) print(service.get_logs())
```

Step 3: Create a LocalWebservice deployment configuration for the service and deploy the model to it

To deploy locally, modify your code to use LocalWebservice.deploy_configuration() to create a deployment configuration. Then use Model.deploy() to deploy the service.

Step 4: Debug and modify the scoring script as necessary. Use the reload() method of the service after each modification.

During local testing, you may need to update the score.py file to add logging or attempt to resolve any problems that you've discovered. To reload changes to the score.py file, use reload(). For example, the following code reloads the script for the service, and then sends data to it.

Reference:

<https://docs.microsoft.com/en-us/azure/machine-learning/how-to-deploy-azure-kubernetes-service> <https://docs.microsoft.com/en-us/azure/machine-learning/how-to-troubleshoot-deployment-local>

NEW QUESTION 132

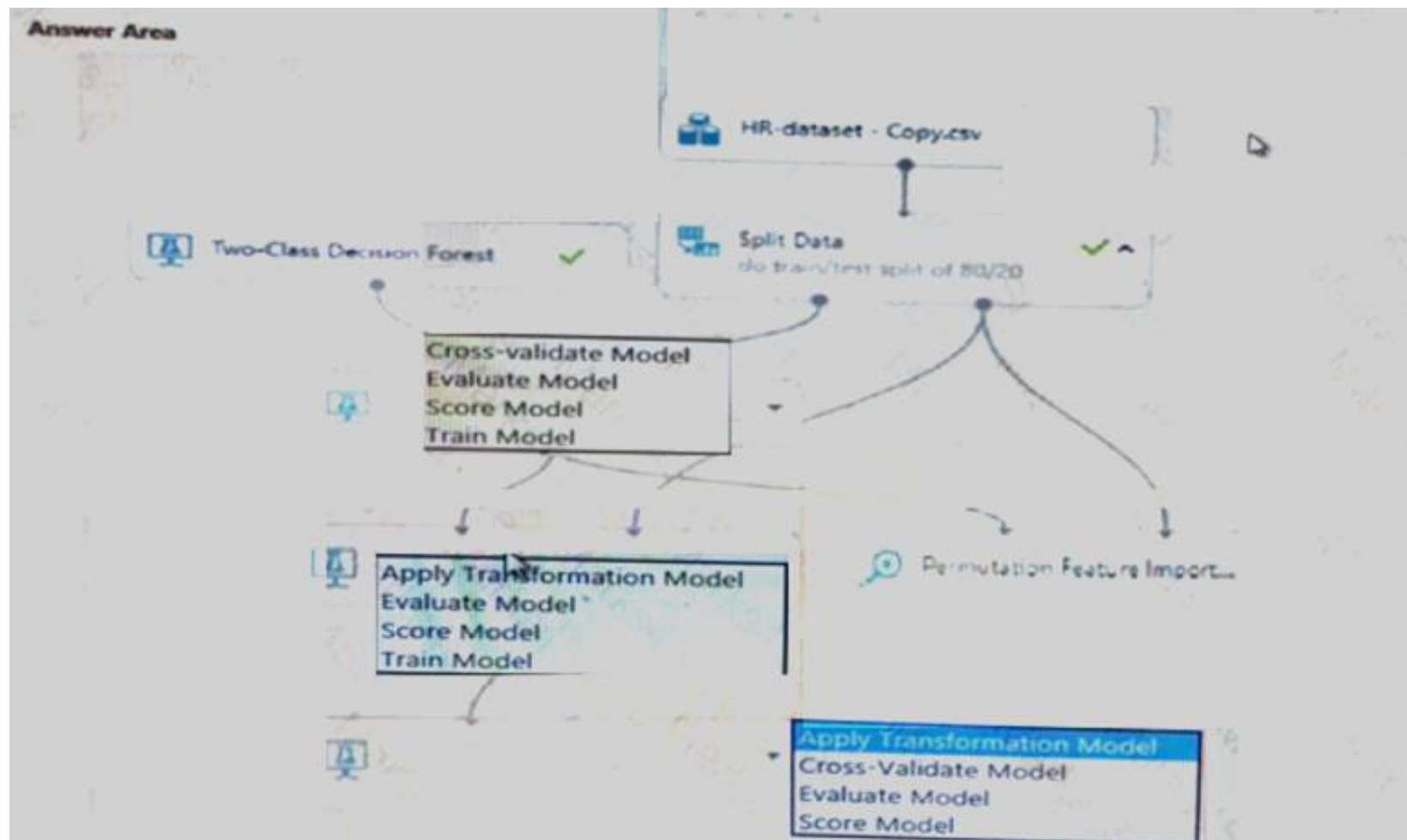
- (Exam Topic 3)

You create a binary classification model using Azure Machine Learning Studio.

You must use a Receiver Operating Characteristic (ROC) curve and an F1 score to evaluate the model. You need to create the required business metrics.

How should you complete the experiment? To answer, select the appropriate options in the dialog box in the answer area.

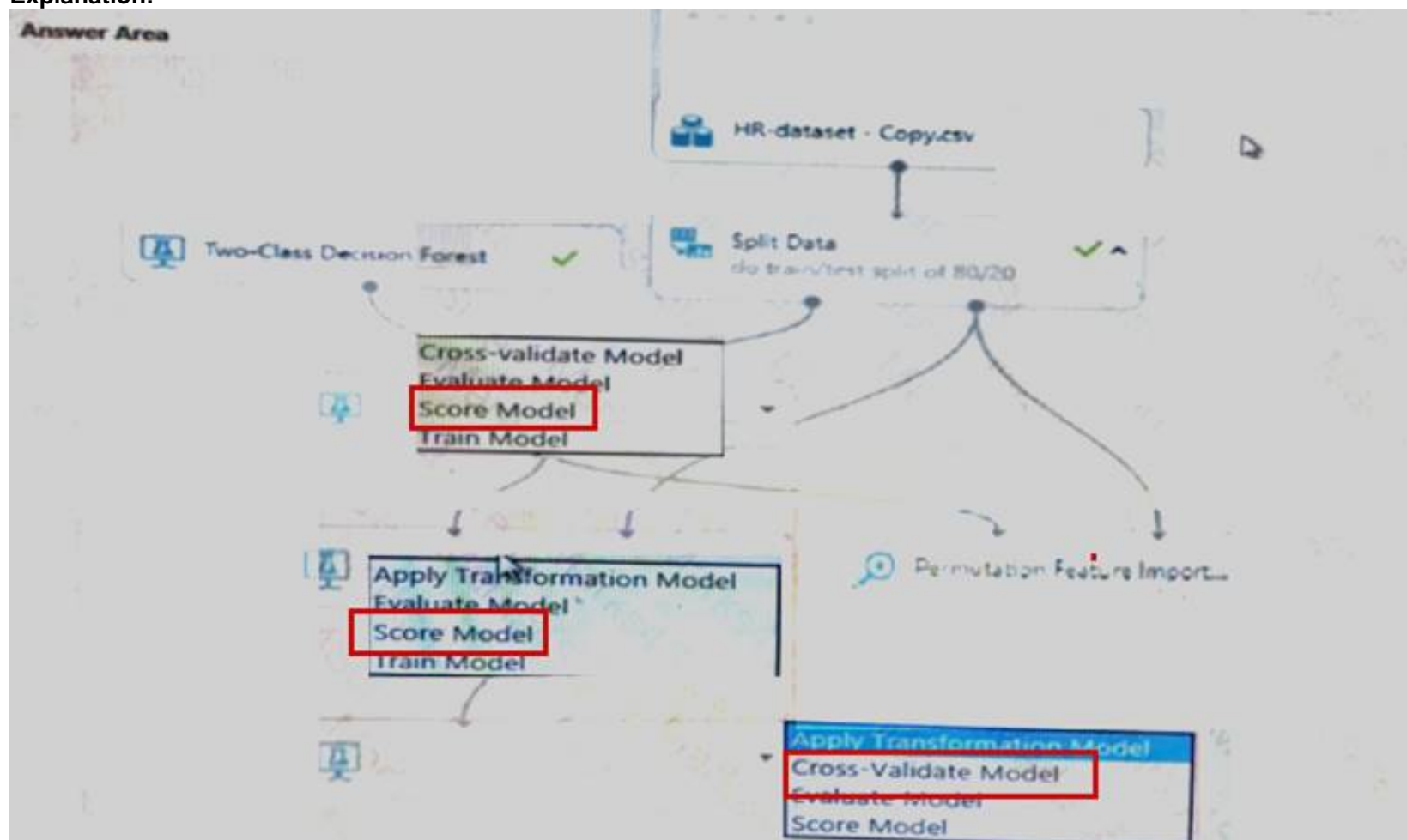
NOTE: Each correct selection is worth one point.



- A. Mastered
- B. Not Mastered

Answer: A

Explanation:



NEW QUESTION 137

- (Exam Topic 3)

You write code to retrieve an experiment that is run from your Azure Machine Learning workspace.

The run used the model interpretation support in Azure Machine Learning to generate and upload a model explanation.

Business managers in your organization want to see the importance of the features in the model.

You need to print out the model features and their relative importance in an output that looks similar to the following.

Feature	Importance
0	1.5627435610083558
2	0.6077689312583112
4	0.5574002432900718
3	0.42858759955671777
1	0.3501361539771977

How should you complete the code? To answer, select the appropriate options in the answer area.

NOTE: Each correct selection is worth one point.

```
# Assume required modules are imported

ws = Workspace.from_config()
feature_importances = explanation.

explanation = client.

feature_importances = explanation.

for key, value in feature_importances.items():
    print(key, "\t", value)
```

from_run

list_model_explanations

from_run_id

download_model_explanation

(workspace = ws,

experiment_name='train_and_explain',

run_id='train_and_explain_12345')

upload_model_explanation

list_model_explanations

run

download_model_explanation

()

explanation

explanation_client

get_feature_important_dict

download_model_explanation

()

- A. Mastered
- B. Not Mastered

Answer: A

Explanation:

Box 1: from_run_id
from_run_id(workspace, experiment_name, run_id) Create the client with factory method given a run ID. Returns an instance of the explanations Client.
Parameters
> Workspace Workspace An object that represents a workspace.
> experiment_name str The name of an experiment.
> run_id str A GUID that represents a run.
Box 2: list_model_explanations
list_model_explanations returns a dictionary of metadata for all model explanations available.
Returns
A dictionary of explanation metadata such as id, data type, explanation: method, model type, and upload time, sorted by upload time
Box 3: explanation:
Reference:
<https://docs.microsoft.com/en-us/python/api/azureml-contrib-interpret/azureml.contrib.interpret>.

NEW QUESTION 140

- (Exam Topic 3)

HOTSPOT

You have an Azure blob container that contains a set of TSV files. The Azure blob container is registered as a datastore for an Azure Machine Learning service workspace. Each TSV file uses the same data schema.
You plan to aggregate data for all of the TSV files together and then register the aggregated data as a dataset in an Azure Machine Learning workspace by using the Azure Machine Learning SDK for Python.
You run the following code.

```
from azureml.core.workspace import Workspace
from azureml.core.datastore import Datastore
from azureml.core.dataset import Dataset
import pandas as pd
datastore_paths = (datastore, './data/*.tsv')
myDataset_1 = Dataset.File.from_files(path=datastore_paths)
myDataset_2 = Dataset.Tabular.from_delimited_files(path=datastore_paths, separator='\t')
```

For each of the following statements, select Yes if the statement is true. Otherwise, select No.
NOTE: Each correct selection is worth one point.

Yes No

The myDataset_1 dataset can be converted into a pandas dataframe by using the following method:

☐
☐

`using myDataset_1.to_pandas_dataframe()`

The myDataset_1.to_path() method returns an array of file paths for all of the TSV files in the dataset.

☐
☐

The myDataset_2 dataset can be converted into a pandas dataframe by using the following method:

☐
☐

`myDataset_2.to_pandas_dataframe()`

- A. Mastered
- B. Not Mastered

Answer: A

Explanation:

Box 1: No

FileDataset references single or multiple files in datastores or from public URLs. The TSV files need to be parsed.

Box 2: Yes

to_path() gets a list of file paths for each file stream defined by the dataset. Box 3: Yes

TabularDataset.to_pandas_dataframe loads all records from the dataset into a pandas DataFrame. TabularDataset represents data in a tabular format created by parsing the provided file or list of files.

Note: TSV is a file extension for a tab-delimited file used with spreadsheet software. TSV stands for Tab Separated Values. TSV files are used for raw data and can be imported into and exported from spreadsheet software. TSV files are essentially text files, and the raw data can be viewed by text editors, though they are often used when moving raw data between spreadsheets.

Reference:

<https://docs.microsoft.com/en-us/python/api/azureml-core/azureml.data.tabulardataset>

NEW QUESTION 142

- (Exam Topic 3)

You have a Python script that executes a pipeline. The script includes the following code: from azureml.core import Experiment

pipeline_run = Experiment(ws, 'pipeline_test').submit(pipeline) You want to test the pipeline before deploying the script.

You need to display the pipeline run details written to the STDOUT output when the pipeline completes. Which code segment should you add to the test script?

- A. pipeline_run.get.metrics()
- B. pipeline_run.wait_for_completion(show_output=True)
- C. pipeline_param = PipelineParameter(name="stdout", default_value="console")
- D. pipeline_run.get_status()

Answer: B

Explanation:

wait_for_completion: Wait for the completion of this run. Returns the status object after the wait. Syntax: wait_for_completion(show_output=False, wait_post_processing=False, raise_on_error=True) Parameter: show_output

Indicates whether to show the run output on sys.stdout.

NEW QUESTION 147

- (Exam Topic 3)

You are planning to register a trained model in an Azure Machine Learning workspace.

You must store additional metadata about the model in a key-value format. You must be able to add new metadata and modify or delete metadata after creation.

You need to register the model. Which parameter should you use?

- A. description
- B. model_framework
- C. cags
- D. properties

Answer: D

Explanation:

azureml.core.Model.properties:

Dictionary of key value properties for the Model. These properties cannot be changed after registration, however new key value pairs can be added.

Reference:

<https://docs.microsoft.com/en-us/python/api/azureml-core/azureml.core.model.model>

NEW QUESTION 149

- (Exam Topic 3)

You create an experiment in Azure Machine Learning Studio. You add a training dataset that contains 10,000 rows. The first 9,000 rows represent class 0 (90 percent).

The remaining 1,000 rows represent class 1 (10 percent).

The training set is imbalances between two classes. You must increase the number of training examples for class 1 to 4,000 by using 5 data rows. You add the

Synthetic Minority Oversampling Technique (SMOTE) module to the experiment.

You need to configure the module.

Which values should you use? To answer, select the appropriate options in the dialog box in the answer area. NOTE: Each correct selection is worth one point.

SMOTE

Label column

Selected columns:

All labels

Launch column selector

SMOTE percentage

0

300

3000

4000

Number of nearest neighbors

0

1

5

4000

Random seed

0

- A. Mastered
- B. Not Mastered

Answer: A

Explanation:

Box 1: 300

You type 300 (%), the module triples the percentage of minority cases (3000) compared to the original dataset (1000).

Box 2: 5

We should use 5 data rows.

Use the Number of nearest neighbors option to determine the size of the feature space that the SMOTE algorithm uses when in building new cases. A nearest neighbor is a row of data (a case) that is very similar to some target case. The distance between any two cases is measured by combining the weighted vectors of all features.

By increasing the number of nearest neighbors, you get features from more cases.

By keeping the number of nearest neighbors low, you use features that are more like those in the original sample.

References:

<https://docs.microsoft.com/en-us/azure/machine-learning/studio-module-reference/smote>

NEW QUESTION 151

- (Exam Topic 3)

Note: This question is part of a series of questions that present the same scenario. Each question in the series contains a unique solution that might meet the stated goals. Some question sets might have more than one correct solution, while others might not have a correct solution.

After you answer a question in this section, you will NOT be able to return to it. As a result, these questions will not appear in the review screen.

You are using Azure Machine Learning to run an experiment that trains a classification model.

You want to use Hyperdrive to find parameters that optimize the AUC metric for the model. You configure a HyperDriveConfig for the experiment by running the following code:

```
hyperdrive = HyperDriveConfig(estimator=your_estimator,
    hyperparameter_sampling=your_params,
    policy=policy,
    primary_metric_name='AUC',
    primary_metric_goal=PrimaryMetricGoal.MAXIMIZE,
    max_total_runs=6,
    max_concurrent_runs=4)
```

variable named y_test variable, and the predicted probabilities from the model are stored in a variable named y_predicted. You need to add logging to the script to allow Hyperdrive to optimize hyperparameters for the AUC metric. Solution: Run the following code:

```
from sklearn.metrics import roc_auc_score
import logging
# code to train model omitted
auc = roc_auc_score(y_test, y_predicted)
logging.info("AUC: " + str(auc))
```

Does the solution meet the goal?

- A. Yes
- B. No

Answer: A

Explanation:

Python printing/logging example: logging.info(message)

Destination: Driver logs, Azure Machine Learning designer

Reference:

<https://docs.microsoft.com/en-us/azure/machine-learning/how-to-debug-pipelines>

NEW QUESTION 152

- (Exam Topic 3)

You are analyzing a dataset containing historical data from a local taxi company. You are developing a regression a regression model.

You must predict the fare of a taxi trip.

You need to select performance metrics to correctly evaluate the regression model. Which two metrics can you use? Each correct answer presents a complete solution. NOTE: Each correct selection is worth one point.

- A. an F1 score that is high
- B. an R Squared value close to 1
- C. an R-Squared value close to 0
- D. a Root Mean Square Error value that is high
- E. a Root Mean Square Error value that is low
- F. an F 1 score that is low.

Answer: BE

Explanation:

References:

<https://docs.microsoft.com/en-us/azure/machine-learning/studio-module-reference/evaluate-model>

NEW QUESTION 157

- (Exam Topic 3)

You must store data in Azure Blob Storage to support Azure Machine Learning. You need to transfer the data into Azure Blob Storage.

What are three possible ways to achieve the goal? Each correct answer presents a complete solution.

NOTE: Each correct selection is worth one point.

- A. Bulk Insert SQL Query
- B. AzCopy
- C. Python script
- D. Azure Storage Explorer
- E. Bulk Copy Program (BCP)

Answer: BCD

Explanation:

You can move data to and from Azure Blob storage using different technologies: Azure Storage-Explorer

AzCopy Python SSIS

References:

<https://docs.microsoft.com/en-us/azure/machine-learning/team-data-science-process/move-azure-blob>

NEW QUESTION 159

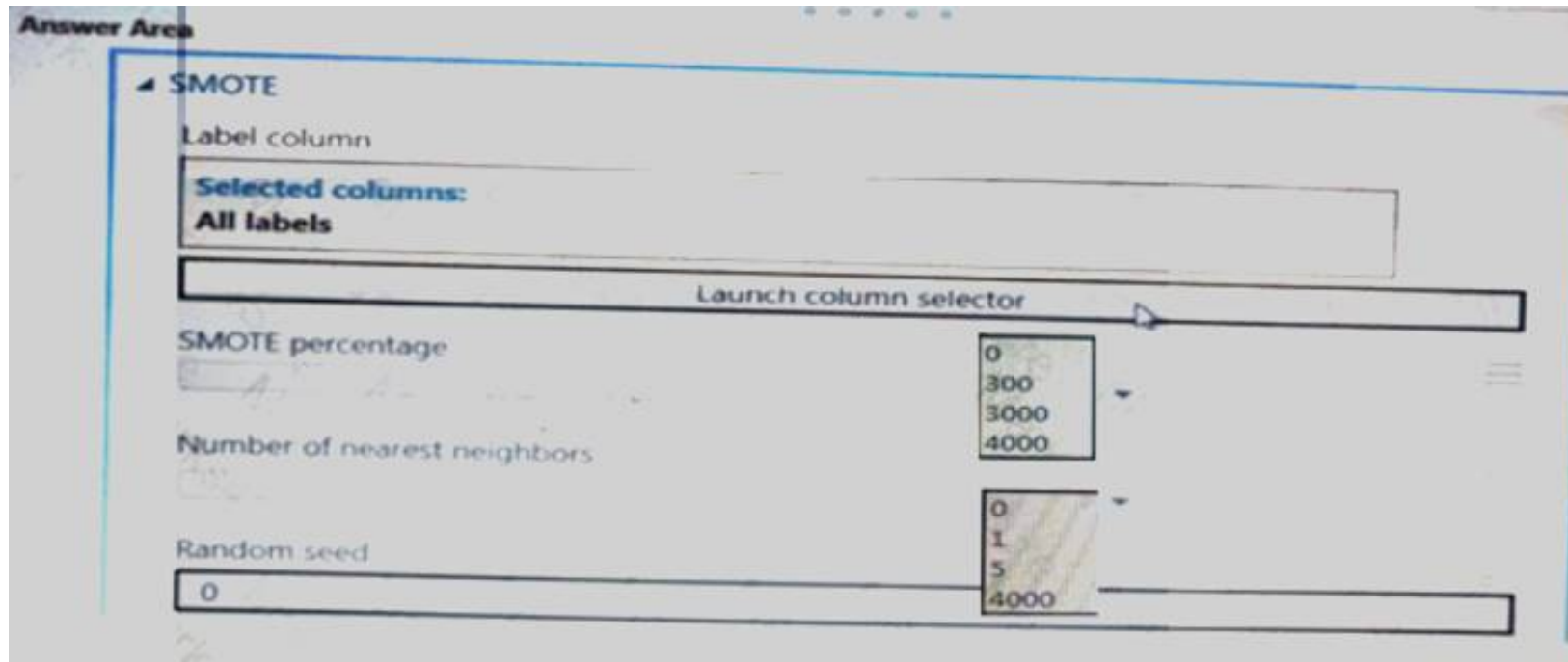
- (Exam Topic 3)

You create an experiment in Azure Machine Learning Studio- You add a training dataset that contains 10,000 rows. The first 9,000 rows represent class 0 (90 percent). The first 1,000 rows represent class 1 (10 percent).

The training set is unbalanced between two Classes. You must increase the number of training examples for class 1 to 4,000 by using data rows. You add the Synthetic Minority Oversampling Technique (SMOTE) module to the experiment.

You need to configure the module.

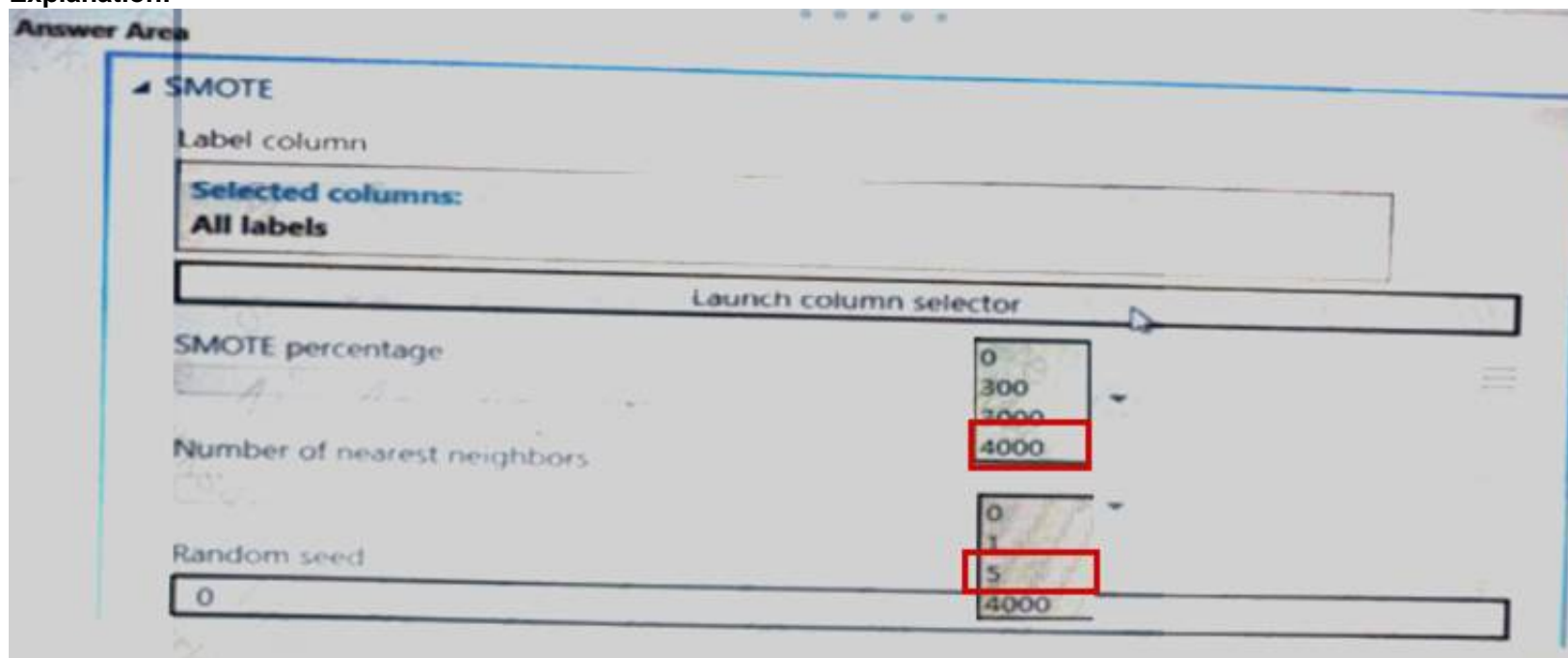
Which values should you use? To answer, select the appropriate options in the dialog box in the answer area. NOTE: Each correct selection is worth one point.



- A. Mastered
- B. Not Mastered

Answer: A

Explanation:



NEW QUESTION 161

- (Exam Topic 3)

You develop and train a machine learning model to predict fraudulent transactions for a hotel booking website. Traffic to the site varies considerably. The site experiences heavy traffic on Monday and Friday and much lower traffic on other days. Holidays are also high web traffic days. You need to deploy the model as an Azure Machine Learning real-time web service endpoint on compute that can dynamically scale up and down to support demand. Which deployment compute option should you use?

- A. attached Azure Databricks cluster
- B. Azure Container Instance (ACI)
- C. Azure Kubernetes Service (AKS) inference cluster
- D. Azure Machine Learning Compute Instance
- E. attached virtual machine in a different region

Answer: D

Explanation:

Azure Machine Learning compute cluster is a managed-compute infrastructure that allows you to easily create a single or multi-node compute. The compute is created within your workspace region as a resource that can be shared with other users in your workspace. The compute scales up automatically when a job is submitted, and can be put in an Azure Virtual Network.

Reference:

<https://docs.microsoft.com/en-us/azure/machine-learning/how-to-create-attach-compute-sdk>

NEW QUESTION 162

- (Exam Topic 3)

You are building recurrent neural network to perform a binary classification.

The training loss, validation loss, training accuracy, and validation accuracy of each training epoch has been provided. You need to identify whether the classification model is over fitted.

Which of the following is correct?

- A. The training loss increases while the validation loss decreases when training the model.
- B. The training loss decreases while the validation loss increases when training the model.
- C. The training loss stays constant and the validation loss decreases when training the model.

D. The training loss stays constant and the validation loss stays on a constant value and close to the training loss value when training the model.

Answer: B

Explanation:

An overfit model is one where performance on the train set is good and continues to improve, whereas performance on the validation set improves to a point and then begins to degrade.

References:

<https://machinelearningmastery.com/diagnose-overfitting-underfitting-lstm-models/>

NEW QUESTION 165

- (Exam Topic 3)

HOTSPOT

You collect data from a nearby weather station. You have a pandas dataframe named `weather_df` that includes the following data:

Temperature	Observation_time	Humidity	Pressure	Visibility	Days_since_last observation
74	2019/10/2 00:00	0.62	29.87	3	0.5
89	2019/10/2 12:00	0.70	28.88	10	0.5
72	2019/10/3 00:00	0.64	30.00	8	0.5
80	2019/10/3 12:00	0.66	29.75	7	0.5

The data is collected every 12 hours: noon and midnight.

You plan to use automated machine learning to create a time-series model that predicts temperature over the next seven days. For the initial round of training, you want to train a maximum of 50 different models.

You must use the Azure Machine Learning SDK to run an automated machine learning experiment to train these models.

You need to configure the automated machine learning run.

How should you complete the `AutoMLConfig` definition? To answer, select the appropriate options in the answer area.

NOTE: Each correct selection is worth one point.

```

automl_config = AutoMLConfig(task="
                                regression
                                forecasting
                                classification
                                deep learning

                                training_data=weather_df,
                                label_column_name="
                                humidity
                                pressure
                                visibility
                                temperature
                                days_since_last
                                observation_time

                                time_column_name="
                                humidity
                                pressure
                                visibility
                                temperature
                                days_since_last
                                observation_time

                                max_horizon=
                                2
                                6
                                7
                                12
                                14
                                50

                                iterations=
                                2
                                6
                                7
                                12
                                14
                                50

                                iteration_timeout_minutes=5,
                                primary_metric="r2_score")

```

- A. Mastered
B. Not Mastered

Answer: A

Explanation:

Box 1: forecasting

Task: The type of task to run. Values can be 'classification', 'regression', or 'forecasting' depending on the type of automated ML problem to solve.

Box 2: temperature

The training data to be used within the experiment. It should contain both training features and a label column (optionally a sample weights column).

Box 3: observation_time

time_column_name: The name of the time column. This parameter is required when forecasting to specify the datetime column in the input data used for building the time series and inferring its frequency. This setting is being deprecated. Please use forecasting_parameters instead.

Box 4: 7

"predicts temperature over the next seven days"

max_horizon: The desired maximum forecast horizon in units of time-series frequency. The default value is 1. Units are based on the time interval of your training data, e.g., monthly, weekly that the forecaster should

predict out. When task type is forecasting, this parameter is required.

Box 5: 50

"For the initial round of training, you want to train a maximum of 50 different models."

Iterations: The total number of different algorithm and parameter combinations to test during an automated ML experiment. Reference:

<https://docs.microsoft.com/en-us/python/api/azureml-train-automl-client/azureml.train.automl.automlconfig.auto>

NEW QUESTION 170

- (Exam Topic 3)

Your team is building a data engineering and data science development environment. The environment must support the following requirements:

- support Python and Scala
 - compose data storage, movement, and processing services into automated data pipelines
 - the same tool should be used for the orchestration of both data engineering and data science
 - support workload isolation and interactive workloads
 - enable scaling across a cluster of machines
- You need to create the environment.

What should you do?

- A. Build the environment in Apache Hive for HDInsight and use Azure Data Factory for orchestration.
B. Build the environment in Azure Databricks and use Azure Data Factory for orchestration.
C. Build the environment in Apache Spark for HDInsight and use Azure Container Instances for orchestration.
D. Build the environment in Azure Databricks and use Azure Container Instances for orchestration.

Answer: B

Explanation:

In Azure Databricks, we can create two different types of clusters.

- Standard, these are the default clusters and can be used with Python, R, Scala and SQL
- High-concurrency

Azure Databricks is fully integrated with Azure Data Factory.

NEW QUESTION 172

- (Exam Topic 3)

Note: This question is part of a series of questions that present the same scenario. Each question in the series contains a unique solution that might meet the stated goals. Some question sets might have more than one correct solution, while others might not have a correct solution.

After you answer a question in this section, you will NOT be able to return to it. As a result, these questions will not appear in the review screen.

You create an Azure Machine Learning service datastore in a workspace. The datastore contains the following files:

- /data/2018/Q1.csv
- /data/2018/Q2.csv
- /data/2018/Q3.csv
- /data/2018/Q4.csv
- /data/2019/Q1.csv

All files store data in the following format: id,f1,f2i

1,1.2,0

2,1,1,

1 3,2.1,0

You run the following code:

```
data_store = Datastore.register_azure_blob_container(workspace=ws,
    datastore_name='data_store',
    container_name='quarterly_data',
    account_name='companydata',
    account_key='NRPxk8duxbM3...'
    create_if_not_exists=False)
```

You need to create a dataset named training_data and load the data from all files into a single data frame by using the following code:

```
data_frame = training_data.to_pandas_dataframe()
```

Solution: Run the following code:

```
from azureml.core import Dataset
paths = [(data_store, 'data/2018/*.csv'), (data_store, 'data/2019/*.csv')]
training_data = Dataset.File.from_files(paths)
```

Does the solution meet the goal?

- A. Yes
- B. No

Answer: B

Explanation:

Use two file paths.

Use Dataset.Tabular_from_delimited, instead of Dataset.File.from_files as the data isn't cleansed. Reference:

<https://docs.microsoft.com/en-us/azure/machine-learning/how-to-create-register-datasets>

NEW QUESTION 175

- (Exam Topic 3)

You plan to use the Hyperdrive feature of Azure Machine Learning to determine the optimal hyperparameter values when training a model.

You must use Hyperdrive to try combinations of the following hyperparameter values:

- learning_rate: any value between 0.001 and 0.1
- batch_size: 16, 32, or 64

You need to configure the search space for the Hyperdrive experiment.

Which two parameter expressions should you use? Each correct answer presents part of the solution. NOTE: Each correct selection is worth one point.

- A. a choice expression for learning_rate
- B. a uniform expression for learning_rate
- C. a normal expression for batch_size
- D. a choice expression for batch_size
- E. a uniform expression for batch_size

Answer: BD

Explanation:

B: Continuous hyperparameters are specified as a distribution over a continuous range of values. Supported distributions include:

➤ uniform(low, high) - Returns a value uniformly distributed between low and high

D: Discrete hyperparameters are specified as a choice among discrete values. choice can be:

- one or more comma-separated values
- a range object
- any arbitrary list object Reference:

<https://docs.microsoft.com/en-us/azure/machine-learning/how-to-tune-hyperparameters>

NEW QUESTION 176

- (Exam Topic 3)

You are using Azure Machine Learning to train machine learning models. You need a compute target on which to remotely run the training script. You run the following Python code:

```
from azureml.core.compute import ComputeTarget, AmlCompute
from azureml.core.compute_target import ComputeTargetException
the_cluster_name = "NewCompute"
config = AmlCompute.provisioning_configuration(vm_size='STANDARD_D2', max_nodes=3)
the_cluster = ComputeTarget.create(ws, the_cluster_name, config)
```

Answer Area

	Yes	No
The compute is created in the same region as the Machine Learning service workspace.	<input checked="" type="checkbox"/>	<input type="checkbox"/>
The compute resource created by the code is displayed as a compute cluster in Azure Machine Learning studio.	<input type="checkbox"/>	<input type="checkbox"/>
The minimum number of nodes will be zero.	<input type="checkbox"/>	<input type="checkbox"/>

- A. Mastered
- B. Not Mastered

Answer: A

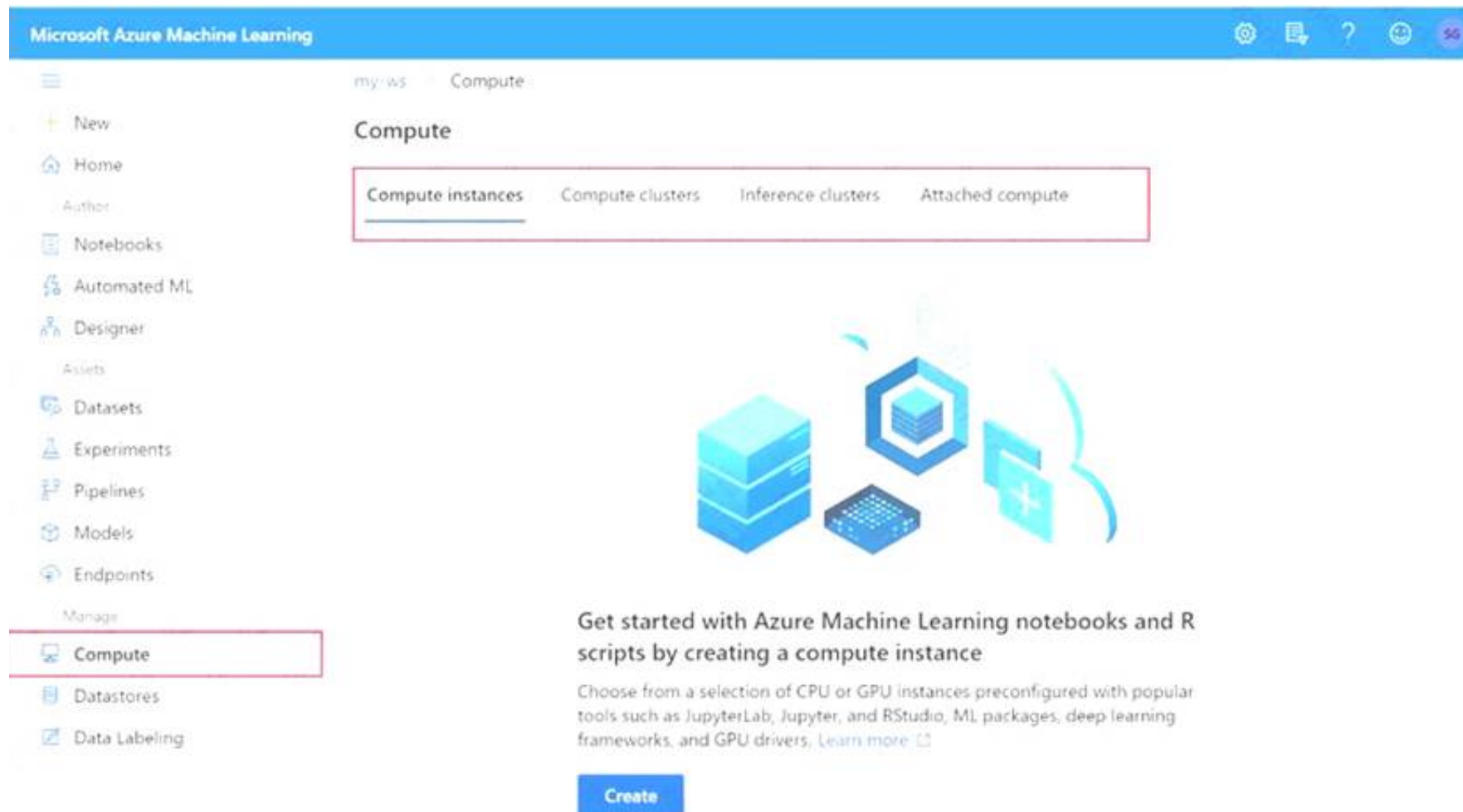
Explanation:

Box 1: Yes

The compute is created within your workspace region as a resource that can be shared with other users. Box 2: Yes

It is displayed as a compute cluster. View compute targets

- * 1. To see all compute targets for your workspace, use the following steps:
- * 2. Navigate to Azure Machine Learning studio.
- * 3. Under Manage, select Compute.
- * 4. Select tabs at the top to show each type of compute target.



Box 3: Yes

min_nodes is not specified, so it defaults to 0. Reference:

<https://docs.microsoft.com/en-us/python/api/azureml-core/azureml.core.compute.amlcompute.amlcomputeprovider> <https://docs.microsoft.com/en-us/azure/machine-learning/how-to-create-attach-compute-studio>

NEW QUESTION 177

- (Exam Topic 3)

Note: This question is part of a series of questions that present the same scenario. Each question in the series contains a unique solution that might meet the stated goals. Some question sets might have more than one correct solution, while others might not have a correct solution.

After you answer a question in this section, you will NOT be able to return to it. As a result, these questions will not appear in the review screen.

You plan to use a Python script to run an Azure Machine Learning experiment. The script creates a reference to the experiment run context, loads data from a file, identifies the set of unique values for the label column, and completes the experiment run:

```
from azureml.core import Run
import pandas as pd

run = Run.get_context()
data = pd.read_csv('data.csv')
label_vals = data['label'].unique()
# Add code to record metrics here
run.complete()
```

The experiment must record the unique labels in the data as metrics for the run that can be reviewed later.

You must add code to the script to record the unique label values as run metrics at the point indicated by the comment.

Solution: Replace the comment with the following code: for label_val in label_vals:

run.log('Label Values', label_val) Does the solution meet the goal?

A. Yes

B. No

Answer: A

Explanation:

The run_log function is used to log the contents in label_vals: for label_val in label_vals:

run.log('Label Values', label_val) Reference:

<https://www.element61.be/en/resource/azure-machine-learning-services-complete-toolbox-ai>

NEW QUESTION 182

- (Exam Topic 3)

You are creating a new experiment in Azure Machine Learning Studio. You have a small dataset that has missing values in many columns. The data does not require the application of predictors for each column. You plan to use the Clean Missing Data module to handle the missing data.

You need to select a data cleaning method. Which method should you use?

A. Synthetic Minority Oversampling Technique (SMOTE)

B. Replace using MICE

C. Replace using; Probabilistic PCA

D. Normalization

Answer: C

Explanation:

Replace using Probabilistic PCA: Compared to other options, such as Multiple Imputation using Chained Equations (MICE), this option has the advantage of not requiring the application of predictors for each column. Instead, it approximates the covariance for the full dataset. Therefore, it might offer better performance for datasets that have missing values in many columns.

References:

<https://docs.microsoft.com/en-us/azure/machine-learning/studio-module-reference/clean-missing-data>

NEW QUESTION 184

- (Exam Topic 3)

You are evaluating a completed binary classification machine. You need to use the precision as the evaluation metric. Which visualization should you use?

- A. scatter plot
- B. coefficient of determination
- C. Receiver Operating Characteristic CROC) curve
- D. Gradient descent

Answer: C

Explanation:

Receiver operating characteristic (or ROC) is a plot of the correctly classified labels vs. the incorrectly classified labels for a particular model.

References:

<https://docs.microsoft.com/en-us/azure/machine-learning/how-to-understand-automated-ml#confusion-matrix>

NEW QUESTION 186

- (Exam Topic 3)

You are building an experiment using the Azure Machine Learning designer.

You split a dataset into training and testing sets. You select the Two-Class Boosted Decision Tree as the algorithm.

You need to determine the Area Under the Curve (AUC) of the model.

Which three modules should you use in sequence? To answer, move the appropriate modules from the list of modules to the answer area and arrange them in the correct order.

Modules

Export Data

Tune Model Hyperparameters

Cross Validate Model

Evaluate Model

Score Model

Train Model

Answer Area

- A. Mastered
- B. Not Mastered

Answer: A

Explanation:

Step 1: Train Model

Two-Class Boosted Decision Tree

First, set up the boosted decision tree model.

* 1. Find the Two-Class Boosted Decision Tree module in the module palette and drag it onto the canvas.

* 2. Find the Train Model module, drag it onto the canvas, and then connect the output of the Two-Class Boosted Decision Tree module to the left input port of the Train Model module.

The Two-Class Boosted Decision Tree module initializes the generic model, and Train Model uses training data to train the model.

* 3. Connect the left output of the left Execute R Script module to the right input port of the Train Model

module (in this tutorial you used the data coming from the left side of the Split Data module for training). This portion of the experiment now looks something like this:



Step 2: Score Model

Score and evaluate the models

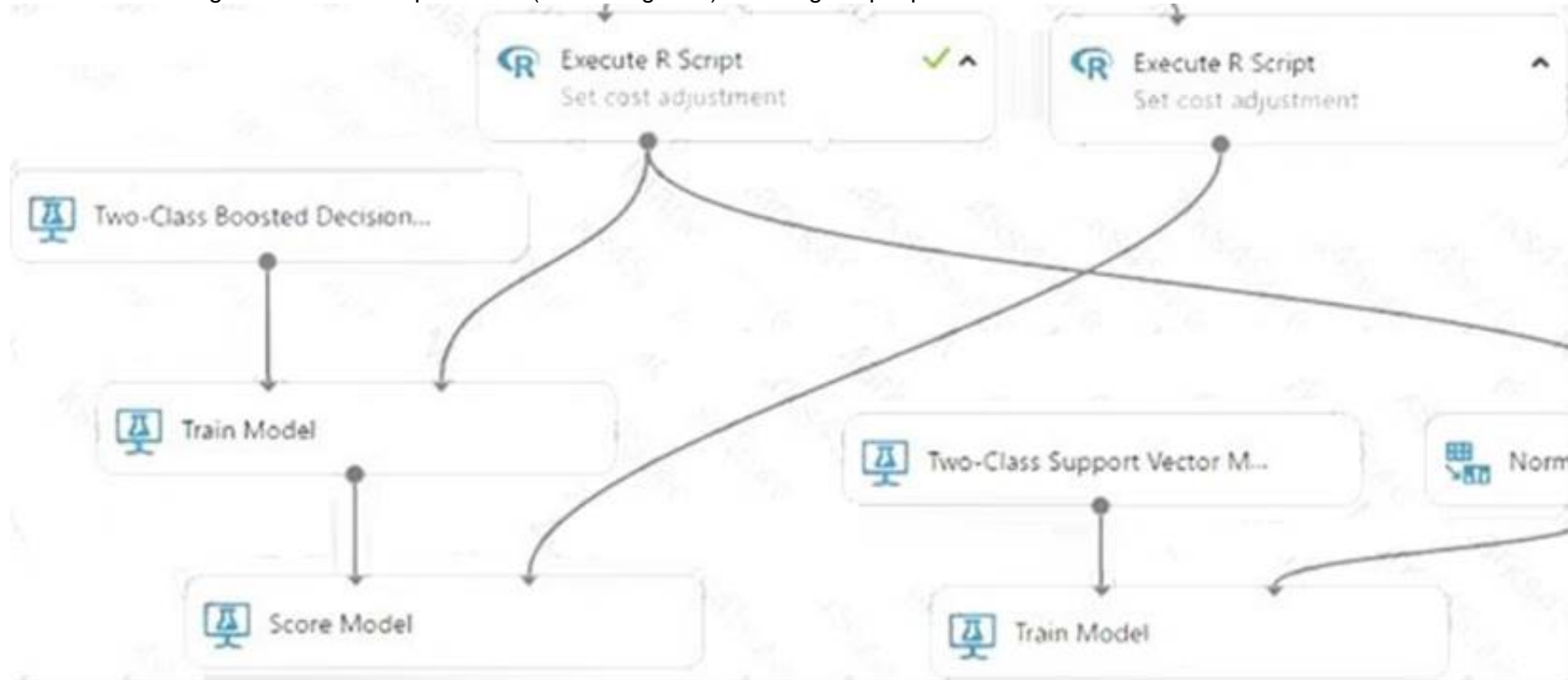
You use the testing data that was separated out by the Split Data module to score our trained models. You can then compare the results of the two models to see which generated better results.

Add the Score Model modules

* 1. Find the Score Model module and drag it onto the canvas.

* 2. Connect the Train Model module that's connected to the Two-Class Boosted Decision Tree module to the left input port of the Score Model module.

* 3. Connect the right Execute R Script module (our testing data) to the right input port of the Score Model module.



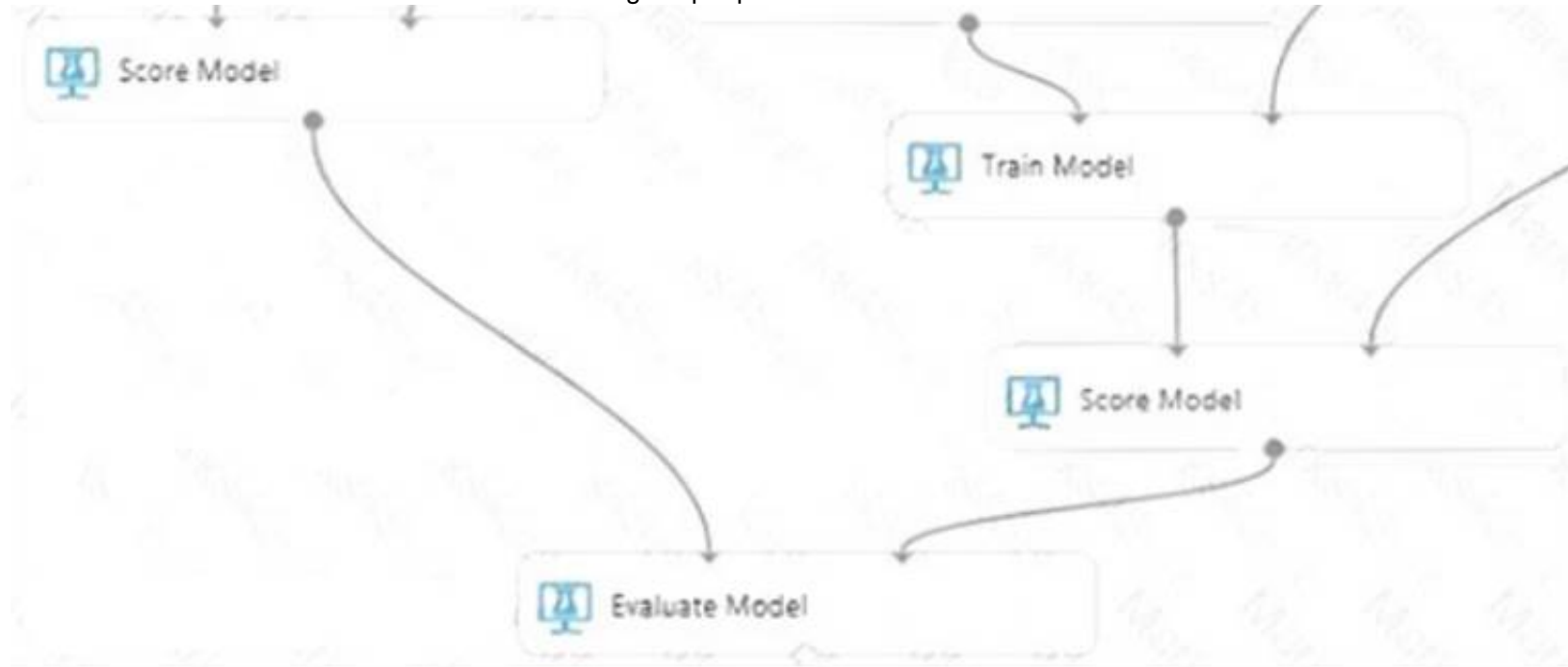
Step 3: Evaluate Model

To evaluate the two scoring results and compare them, you use an Evaluate Model module.

* 1. Find the Evaluate Model module and drag it onto the canvas.

* 2. Connect the output port of the Score Model module associated with the boosted decision tree model to the left input port of the Evaluate Model module.

* 3. Connect the other Score Model module to the right input port.



NEW QUESTION 190

- (Exam Topic 3)

You plan to run a Python script as an Azure Machine Learning experiment. The script contains the following code:

```
import os, argparse, glob
from azureml.core import Run
parser = argparse.ArgumentParser()
parser.add_argument('--input-data',
                    type=str, dest='data_folder')
args = parser.parse_args()
data_path = args.data_folder
file_paths = glob.glob(data_path + "/*.jpg")
```

You must specify a file dataset as an input to the script. The dataset consists of multiple large image files and must be streamed directly from its source.

You need to write code to define a ScriptRunConfig object for the experiment and pass the ds dataset as an argument.

Which code segment should you use?

- A. arguments = ['--input-data', ds.to_pandas_dataframe()]
- B. arguments = ['--input-data', ds.as_mount()]
- C. arguments = ['--data-data', ds]
- D. arguments = ['--input-data', ds.as_download()]

Answer: A

Explanation:

If you have structured data not yet registered as a dataset, create a TabularDataset and use it directly in your training script for your local or remote experiment.

To load the TabularDataset to pandas DataFrame df = dataset.to_pandas_dataframe()

Note: TabularDataset represents data in a tabular format created by parsing the provided file or list of files. Reference:

<https://docs.microsoft.com/en-us/azure/machine-learning/how-to-train-with-datasets>

NEW QUESTION 191

- (Exam Topic 3)

You publish a batch inferencing pipeline that will be used by a business application. The application developers need to know which information should be submitted to and returned by the REST interface for the published pipeline. You need to identify the information required in the REST request and returned as a response from the published pipeline. Which values should you use in the REST request and to expect in the response? To answer, select the appropriate options in the answer area.
NOTE: Each correct selection is worth one point.

Answer Area

REST Request	Value
Request Header	<div>JSON containing the run ID JSON containing the pipeline ID JSON containing the experiment name JSON containing an OAuth bearer token</div>
Response	<div>JSON containing the run ID JSON containing the pipeline ID JSON containing the experiment name JSON containing an OAuth bearer token</div>
Response	<div>JSON containing the run ID JSON containing a list of predictions JSON containing the experiment name JSON containing a path to the parallel_run_step.txt output file</div>

- A. Mastered
- B. Not Mastered

Answer: A

Explanation:

Box 1: JSON containing an OAuth bearer token Specify your authentication header in the request. To run the pipeline from the REST endpoint, you need an OAuth2 Bearer-type authentication header. Box 2: JSON containing the experiment name Add a JSON payload object that has the experiment name. Example:
rest_endpoint = published_pipeline.endpoint response = requests.post(rest_endpoint, headers=auth_header, json={"ExperimentName": "batch_scoring", "ParameterAssignments": {"process_count_per_node": 6}}) run_id = response.json()["Id"]
Box 3: JSON containing the run ID Make the request to trigger the run. Include code to access the Id key from the response dictionary to get the value of the run ID. Reference:
<https://docs.microsoft.com/en-us/azure/machine-learning/tutorial-pipeline-batch-scoring-classification>

NEW QUESTION 192

- (Exam Topic 3)

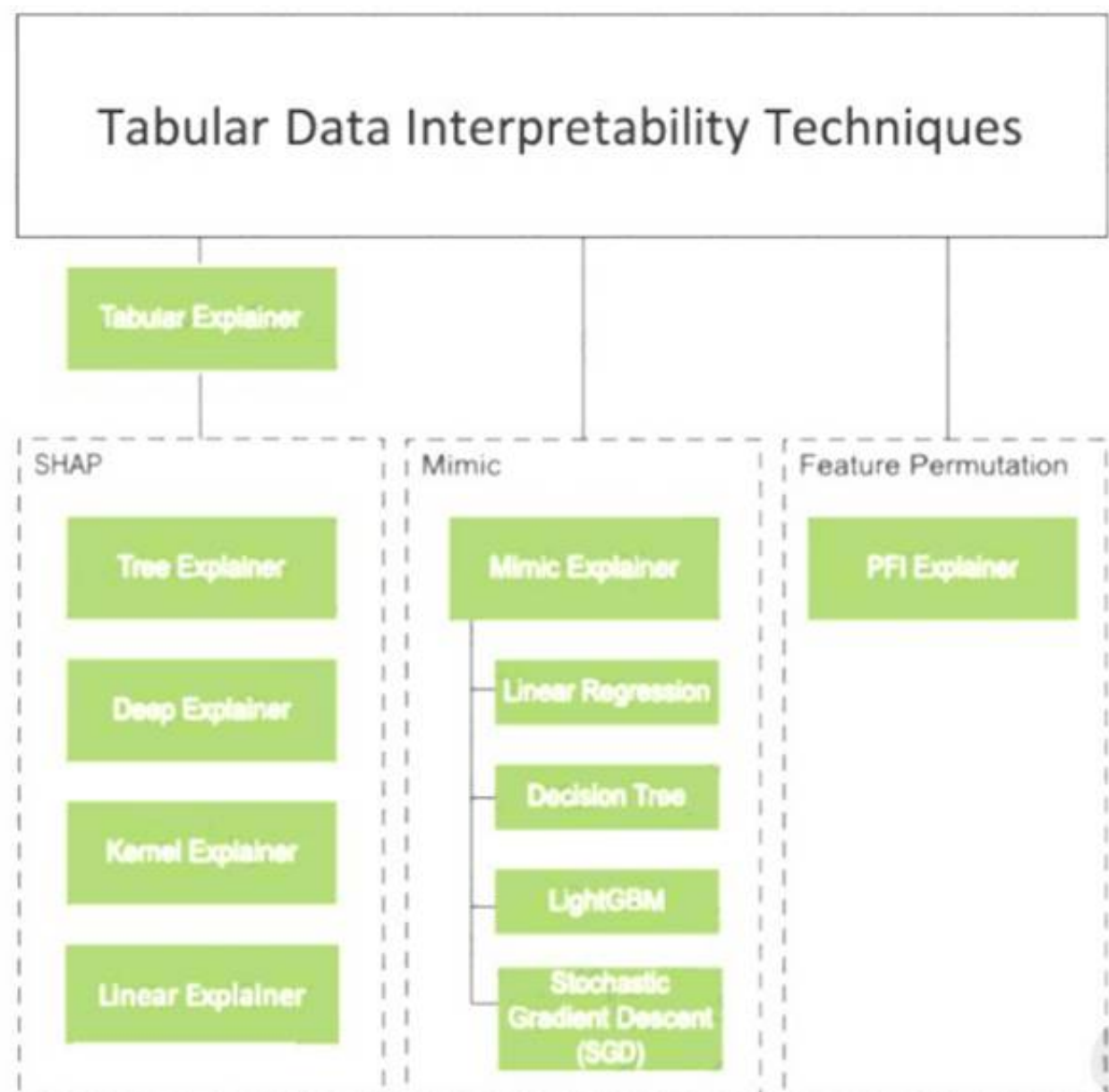
Note: This question is part of a series of questions that present the same scenario. Each question in the series contains a unique solution that might meet the stated goals. Some question sets might have more than one correct solution, while others might not have a correct solution. After you answer a question in this section, you will NOT be able to return to it. As a result, these questions will not appear in the review screen. You train a classification model by using a logistic regression algorithm. You must be able to explain the model's predictions by calculating the importance of each feature, both as an overall global relative importance value and as a measure of local importance for a specific set of predictions. You need to create an explainer that you can use to retrieve the required global and local feature importance values. Solution: Create a TabularExplainer. Does the solution meet the goal?

- A. Yes
- B. No

Answer: B

Explanation:

Instead use Permutation Feature Importance Explainer (PFI). Note 1:



Note 2: Permutation Feature Importance Explainer (PFI): Permutation Feature Importance is a technique used to explain classification and regression models. At a high level, the way it works is by randomly shuffling data one feature at a time for the entire dataset and calculating how much the performance metric of interest changes. The larger the change, the more important that feature is. PFI can explain the overall behavior of any underlying model but does not explain individual predictions.

Reference:

<https://docs.microsoft.com/en-us/azure/machine-learning/how-to-machine-learning-interpretability>

NEW QUESTION 196

- (Exam Topic 3)

You are a data scientist building a deep convolutional neural network (CNN) for image classification. The CNN model you built shows signs of overfitting. You need to reduce overfitting and converge the model to an optimal fit.

Which two actions should you perform? Each correct answer presents a complete solution.

NOTE: Each correct selection is worth one point.

- A. Reduce the amount of training data.
- B. Add an additional dense layer with 64 input units
- C. Add L1/L2 regularization.
- D. Use training data augmentation
- E. Add an additional dense layer with 512 input units.

Answer: AC

Explanation:

References:

<https://machinelearningmastery.com/how-to-reduce-overfitting-in-deep-learning-with-weight-regularization/>

https://en.wikipedia.org/wiki/Convolutional_neural_network

NEW QUESTION 199

- (Exam Topic 3)

You create a classification model with a dataset that contains 100 samples with Class A and 10,000 samples with Class B. The variation of Class B is very high. You need to resolve imbalances. Which method should you use?

- A. Partition and Sample
- B. Cluster Centroids
- C. Tomek links
- D. Synthetic Minority Oversampling Technique (SMOTE)

Answer: D

NEW QUESTION 204

- (Exam Topic 3)

Note: This question is part of a series of questions that present the same scenario. Each question in the series contains a unique solution that might meet the stated goals. Some question sets might have more than one correct solution, while others might not have a correct solution.

After you answer a question in this section, you will NOT be able to return to it. As a result, these questions will not appear in the review screen.

You are a data scientist using Azure Machine Learning Studio.

You need to normalize values to produce an output column into bins to predict a target column. Solution: Apply a Quantiles normalization with a QuantileIndex normalization.

Does the solution meet the GOAL?

- A. Yes
- B. No

Answer: B

Explanation:

Use the Entropy MDL binning mode which has a target column. References:

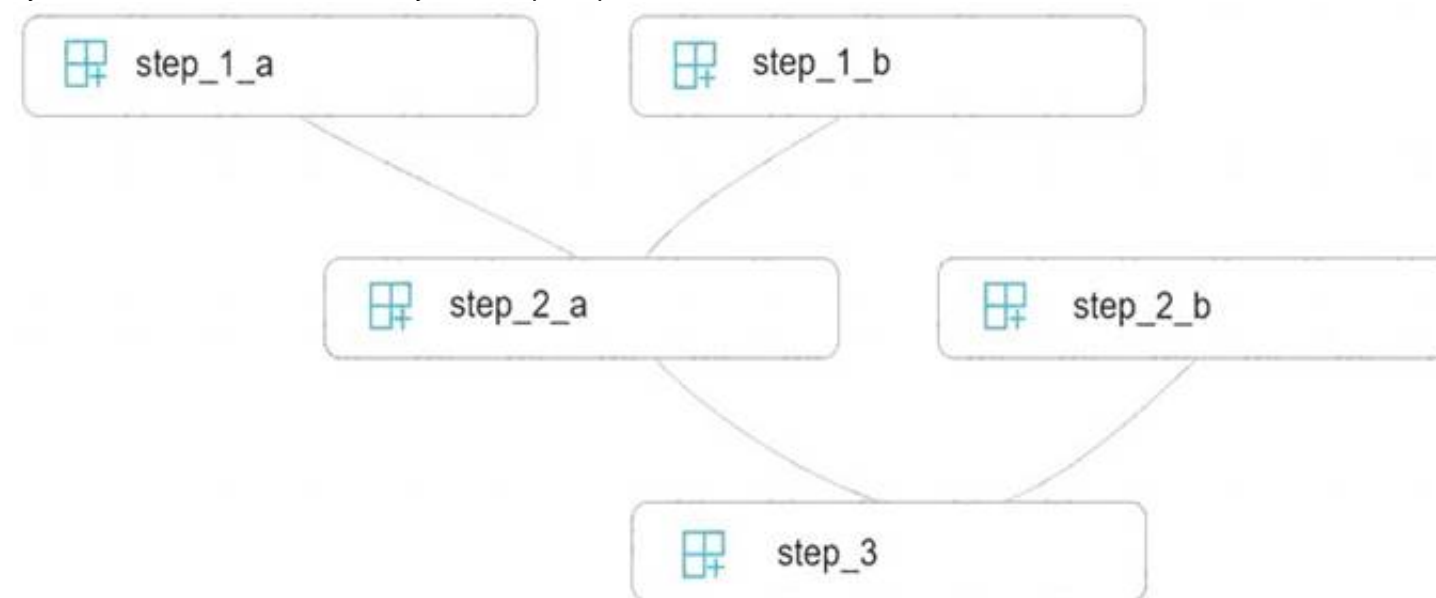
<https://docs.microsoft.com/en-us/azure/machine-learning/studio-module-reference/group-data-into-bins>

NEW QUESTION 209

- (Exam Topic 3)

You write five Python scripts that must be processed in the order specified in Exhibit A – which allows the same modules to run in parallel, but will wait for modules with dependencies.

You must create an Azure Machine Learning pipeline using the Python SDK, because you want to script to create the pipeline to be tracked in your version control system. You have created five PythonScriptSteps and have named the variables to match the module names.



You need to create the pipeline shown. Assume all relevant imports have been done. Which Python code segment should you use?

- A. `p = Pipeline(ws, steps=[[[[step_1_a, step_1_b], step_2_a], step_2_b], step_3])`
- B.

```

pipeline_steps = {
    "Pipeline": {
        "run": step_3,
        "run_after": [{
            {"run": step_2_a,
             "run_after": [
                 {"run": step_1_a},
                 {"run": step_1_b}
             ]
            },
            {"run": step_2_b}
        ]
    }
}
p = Pipeline(ws, steps=pipeline_steps)

```
- C. `step_2_a.run_after(step_1_b)`
`step_2_a.run_after(step_1_a)`
`step_3.run_after(step_2_b)`
`step_3.run_after(step_2_a)`
`p = Pipeline(ws, steps=[step_3])`
- D. `p = Pipeline(ws, steps=[step_1_a, step_1_b, step_2_a, step_2_b, step_3])`

- A. Option A
- B. Option B
- C. Option C
- D. Option D

Answer: A

Explanation:

The steps parameter is an array of steps. To build pipelines that have multiple steps, place the steps in order in this array.

Reference:

<https://docs.microsoft.com/en-us/azure/machine-learning/how-to-use-parallel-run-step>

NEW QUESTION 213

- (Exam Topic 3)

You train a classification model by using a decision tree algorithm.

You create an estimator by running the following Python code. The variable `feature_names` is a list of all feature names, and `class_names` is a list of all class names.

from interpret.ext.blackbox import TabularExplainer

```
explainer = TabularExplainer(model,
                             x_train,
                             features=feature_names,
                             classes=classes_names)
```

You need to explain the predictions made by the model for all classes by determining the importance of all features. For each of the following statements, select Yes if the statement is true. Otherwise, select No.
NOTE: Each correct selection is worth one point.

	Yes	No
The SHAP TreeExplainer will be used to interpret the model.	<input type="radio"/>	<input type="radio"/>
If you omit the features and classes parameters in the TabularExplainer instantiation, the explainer still works as expected.	<input type="radio"/>	<input type="radio"/>
You could interpret the model by using a MimicExplainer instead of a TabularExplainer.	<input type="radio"/>	<input type="radio"/>

- A. Mastered
- B. Not Mastered

Answer: A

Explanation:
s and visualizations more informative, you can choose to pass in feature names and output class names if doing classification.
Box 3: No
TabularExplainer automatically selects the most appropriate one for your use case, but you can call each of its three underlying explainers underneath (TreeExplainer, DeepExplainer, or KernelExplainer) directly.
Reference:
<https://docs.microsoft.com/en-us/azure/machine-learning/how-to-machine-learning-interpretability-aml>

NEW QUESTION 218

- (Exam Topic 3)
You create machine learning models by using Azure Machine Learning.
You plan to train and score models by using a variety of compute contexts. You also plan to create a new compute resource in Azure Machine Learning studio.
You need to select the appropriate compute types.
Which compute types should you select? To answer, drag the appropriate compute types to the correct requirements. Each compute type may be used once, more than once, or not at all. You may need to drag the split bar between panes or scroll to view content.
NOTE: Each correct selection is worth one point.

Compute types

Attached compute

Inference cluster

Training cluster

Answer Area

Requirement	Compute type
Train models by using the Azure Machine Learning designer.	<div>Compute type</div>
Score new data through a trained model published as a real-time web service.	<div>Compute type</div>
Train models by using an Azure Databricks cluster.	<div>Compute type</div>
Deploy models by using the Azure Machine Learning designer.	<div>Compute type</div>

- A. Mastered
- B. Not Mastered

Answer: A

Explanation:
Box 1: Attached compute

Training targets	Automated ML	ML pipelines	Azure Machine Learning designer
Local computer	yes		
Azure Machine Learning compute cluster	yes & hyperparameter tuning	yes	yes
Azure Machine Learning compute instance	yes & hyperparameter tuning	yes	yes

Box 2: Inference cluster Box 3: Training cluster Box 4: Attached compute

NEW QUESTION 220

- (Exam Topic 3)

Note: This question is part of a series of questions that present the same scenario. Each question in the series contains a unique solution that might meet the stated goals. Some question sets might have more than one correct solution, while others might not have a correct solution.

After you answer a question in this section, you will NOT be able to return to it. As a result, these questions will not appear in the review screen.

You train and register a machine learning model.

You plan to deploy the model as a real-time web service. Applications must use key-based authentication to use the model.

You need to deploy the web service. Solution:

Create an AciWebService instance.

Set the value of the ssl_enabled property to True.

Deploy the model to the service. Does the solution meet the goal?

A. Yes

B. No

Answer: B

Explanation:

Instead use only auth_enabled = TRUE Note: Key-based authentication.

Web services deployed on AKS have key-based auth enabled by default. ACI-deployed services have

key-based auth disabled by default, but you can enable it by setting auth_enabled = TRUE when creating the ACI web service. The following is an example of creating an ACI deployment configuration with key-based auth enabled.

```
deployment_config <- aci_webservice_deployment_config(cpu_cores = 1,
```

```
memory_gb = 1, auth_enabled = TRUE) Reference:
```

<https://azure.github.io/azureml-sdk-for-r/articles/deploying-models.html>

NEW QUESTION 224

- (Exam Topic 3)

You have an Azure Machine Learning workspace that contains a CPU-based compute cluster and an Azure Kubernetes Services (AKS) inference cluster. You create a tabular dataset containing data that you plan to use to create a classification model.

You need to use the Azure Machine Learning designer to create a web service through which client applications can consume the classification model by submitting new data and getting an immediate prediction as a response.

Which three actions should you perform in sequence? To answer, move the appropriate actions from the list of actions to the answer area and arrange them in the correct order.

Actions

Create and run a batch inference pipeline on the compute cluster.

Deploy a real-time endpoint on the inference cluster.

Create and run a real-time inference pipeline on the compute cluster.

Create and run a training pipeline that prepares the data and trains a classification model on the compute cluster.

Use the automated ML user interface to train a classification model on the compute cluster.

Create and start a Compute Instance.

<

>

Answer Area

>

<

A. Mastered

B. Not Mastered

Answer: A

Explanation:

Step 1: Create and start a Compute Instance

To train and deploy models using Azure Machine Learning designer, you need compute on which to run the training process, test the model, and host the model in

a deployed service.

There are four kinds of compute resource you can create:

Compute Instances: Development workstations that data scientists can use to work with data and models. Compute Clusters: Scalable clusters of virtual machines for on-demand processing of experiment code. Inference Clusters: Deployment targets for predictive services that use your trained models.

Attached Compute: Links to existing Azure compute resources, such as Virtual Machines or Azure Databricks clusters.

Step 2: Create and run a training pipeline..

After you've used data transformations to prepare the data, you can use it to train a machine learning model. Create and run a training pipeline

Step 3: Create and run a real-time inference pipeline

After creating and running a pipeline to train the model, you need a second pipeline that performs the same data transformations for new data, and then uses the trained model to inference (in other words, predict) label values based on its features. This pipeline will form the basis for a predictive service that you can publish for applications to use.

Reference:

<https://docs.microsoft.com/en-us/learn/modules/create-classification-model-azure-machine-learning-designer/>

NEW QUESTION 228

- (Exam Topic 3)

You are performing feature engineering on a dataset.

You must add a feature named CityName and populate the column value with the text London.

You need to add the new feature to the dataset.

Which Azure Machine Learning Studio module should you use?

- A. Edit Metadata
- B. Preprocess Text
- C. Execute Python Script
- D. Latent Dirichlet Allocation

Answer: A

Explanation:

Typical metadata changes might include marking columns as features. References:

<https://docs.microsoft.com/en-us/azure/machine-learning/studio-module-reference/edit-metadata>

NEW QUESTION 233

- (Exam Topic 3)

You plan to preprocess text from CSV files. You load the Azure Machine Learning Studio default stop words list.

You need to configure the Preprocess Text module to meet the following requirements:

- Ensure that multiple related words from a single canonical form.
- Remove pipe characters from text.
- Remove words to optimize information retrieval.

Which three options should you select? To answer, select the appropriate options in the answer area. NOTE: Each correct selection is worth one point.

Preprocess Text

Language
English

Remove by part of speech
False

Text column to clean

Selected columns:
Column names: String, Feature

Launch column selector

☐ Remove stop words

☐ Lemmatization

☐ Detect sentences

☐ Normalize case to lowercase

☐ Remove numbers

☐ Remove special characters

☐ Remove duplicate characters

☐ Remove email addresses

☐ Remove URLs

☐ Expand verb contractions

☐ Normalize backslashes to slashes

☐ Split tokens on special characters

- A. Mastered
B. Not Mastered

Answer: A

Explanation:

Box 1: Remove stop words

Remove words to optimize information retrieval.

Remove stop words: Select this option if you want to apply a predefined stopwords list to the text column. Stop word removal is performed before any other processes.

Box 2: Lemmatization

Ensure that multiple related words from a single canonical form. Lemmatization converts multiple related words to a single canonical form Box 3: Remove special characters

Remove special characters: Use this option to replace any non-alphanumeric special characters with the pipe | character.

References:

<https://docs.microsoft.com/en-us/azure/machine-learning/studio-module-reference/preprocess-text>

NEW QUESTION 238

- (Exam Topic 3)

You are retrieving data from a large datastore by using Azure Machine Learning Studio.

You must create a subset of the data for testing purposes using a random sampling seed based on the system clock.

You add the Partition and Sample module to your experiment. You need to select the properties for the module.

Which values should you select? To answer, select the appropriate options in the answer area.

NOTE: Each correct selection is worth one point.

Partition and Sample

Partition or sample mode

▼

Assign to Folds

Pick Fold

Sampling

Head

Rate of sampling

.2

Random seed for sampling

▼

0

1

time.clock()

utcNow()

Stratified split for sampling

False

▼

- A. Mastered
- B. Not Mastered

Answer: A

Explanation:

Box 1: Sampling Create a sample of data

This option supports simple random sampling or stratified random sampling. This is useful if you want to create a smaller representative sample dataset for testing.

- * 1. Add the Partition and Sample module to your experiment in Studio, and connect the dataset.
- * 2. Partition or sample mode: Set this to Sampling.
- * 3. Rate of sampling.

See box 2 below.

Box 2: 0

- * 3. Rate of sampling. Random seed for sampling: Optionally, type an integer to use as a seed value.

This option is important if you want the rows to be divided the same way every time. The default value is 0, meaning that a starting seed is generated based on the system clock. This can lead to slightly different results each time you run the experiment.

References:

<https://docs.microsoft.com/en-us/azure/machine-learning/studio-module-reference/partition-and-sample>

NEW QUESTION 239

- (Exam Topic 3)

You create an Azure Machine Learning workspace named workspace1. You assign a custom role to a user of workspace1.

The custom role has the following JSON definition:

```
{
  "Name": "MyRole",
  "IsCustom": true,
  "Description": "New custom role description.",
  "Actions": ["*"],
  "NotActions": [
    "Microsoft.MachineLearningServices/workspaces/write",
    "Microsoft.MachineLearningServices/workspaces/computes/*/write",
    "Microsoft.MachineLearningServices/workspaces/computes/*/delete",
    "Microsoft.Authorization/*/write"
  ],
  "AssignableScopes": [
    "/subscriptions/<subscription_id>/resourceGroups/resourcegroup1/providers/
    Microsoft.MachineLearningServices/workspaces/workspace1"
  ]
}
```

Instructions: For each of the following statements, select Yes if the statement is true. Otherwise, select No.

NOTE: Each correct selection is worth one point.

Statements	Yes	No
The user can perform all actions in the workspace	<input type="radio"/>	<input type="radio"/>
The user can delete a compute resource in the workspace	<input type="radio"/>	<input type="radio"/>
The user can write metrics to the workspace	<input type="radio"/>	<input type="radio"/>

A.

Answer:

Explanation:

Graphical user interface, text, application, email Description automatically generated

Box 1: No

The actions listed in NotActions are prohibited.

If the roles include Actions that have a wildcard (*), the effective permissions are computed by subtracting the NotActions from the allowed Actions.

Box 2: No

Deleting compute resources in the workspace is in the NotActions list. Box 3: Yes

Writing metrics is not listed in NotActions. Reference:

<https://docs.microsoft.com/en-us/azure/role-based-access-control/overview#how-azure-rbac-determines-if-a-use>

NEW QUESTION 244

- (Exam Topic 3)

Note: This question is part of a series of questions that present the same scenario. Each question in the series contains a unique solution that might meet the stated goals. Some question sets might have more than one correct solution, while others might not have a correct solution.

After you answer a question in this section, you will NOT be able to return to it. As a result, these questions will not appear in the review screen.

You are using Azure Machine Learning Studio to perform feature engineering on a dataset. You need to normalize values to produce a feature column grouped into bins.

Solution: Apply an Entropy Minimum Description Length (MDL) binning mode. Does the solution meet the goal?

A. Yes

B. No

Answer: A

Explanation:

Entropy MDL binning mode: This method requires that you select the column you want to predict and the column or columns that you want to group into bins. It then makes a pass over the data and attempts to determine the number of bins that minimizes the entropy. In other words, it chooses a number of bins that allows the data column to best predict the target column. It then returns the bin number associated with each row of your data in a column named <colname>quantized.

References:

<https://docs.microsoft.com/en-us/azure/machine-learning/studio-module-reference/group-data-into-bins>

NEW QUESTION 248

- (Exam Topic 3)

You have a comma-separated values (CSV) file containing data from which you want to train a classification model.

You are using the Automated Machine Learning interface in Azure Machine Learning studio to train the classification model. You set the task type to Classification.

You need to ensure that the Automated Machine Learning process evaluates only linear models. What should you do?

A. Add all algorithms other than linear ones to the blocked algorithms list.

B. Set the Exit criterion option to a metric score threshold.

C. Clear the option to perform automatic featurization.

D. Clear the option to enable deep learning.

E. Set the task type to Regression.

Answer: C

Explanation:

Automatic featurization can fit non-linear models. Reference: <https://econml.azurewebsites.net/spec/estimation/dml.html>

<https://docs.microsoft.com/en-us/azure/machine-learning/how-to-use-automated-ml-for-ml-models>

NEW QUESTION 252

- (Exam Topic 3)

You create a binary classification model to predict whether a person has a disease. You need to detect possible classification errors.

Which error type should you choose for each description? To answer, select the appropriate options in the answer area.

NOTE: Each correct selection is worth one point.

Description	Error type
A person has a disease. The model classifies the case as having a disease.	<div>▼</div> <div>True Positives</div> <div>True Negatives</div> <div>False Positives</div> <div>False Negatives</div>
A person does not have a disease. The model classifies the case as having no disease.	<div>▼</div> <div>True Positives</div> <div>True Negatives</div> <div>False Positives</div> <div>False Negatives</div>
A person does not have a disease. The model classifies the case as having a disease.	<div>▼</div> <div>True Positives</div> <div>True Negatives</div> <div>False Positives</div> <div>False Negatives</div>
A person has a disease. The model classifies the case as having no disease.	<div>▼</div> <div>True Positives</div> <div>True Negatives</div> <div>False Positives</div> <div>False Negatives</div>

- A. Mastered
 B. Not Mastered

Answer: A

Explanation:

Box 1: True Positive

A true positive is an outcome where the model correctly predicts the positive class Box 2: True Negative

A true negative is an outcome where the model correctly predicts the negative class. Box 3: False Positive

A false positive is an outcome where the model incorrectly predicts the positive class. Box 4: False Negative

A false negative is an outcome where the model incorrectly predicts the negative class. Note: Let's make the following definitions:

"Wolf" is a positive class. "No wolf" is a negative class.

We can summarize our "wolf-prediction" model using a 2x2 confusion matrix that depicts all four possible outcomes:

Reference:

<https://developers.google.com/machine-learning/crash-course/classification/true-false-positive-negative>

NEW QUESTION 256

- (Exam Topic 3)

You create a binary classification model. You need to evaluate the model performance.

Which two metrics can you use? Each correct answer presents a complete solution.

NOTE: Each correct selection is worth one point.

- A. relative absolute error
 B. precision
 C. accuracy
 D. mean absolute error
 E. coefficient of determination

Answer: BC

Explanation:

The evaluation metrics available for binary classification models are: Accuracy, Precision, Recall, F1 Score, and AUC.

Note: A very natural question is: 'Out of the individuals whom the model, how many were classified correctly (TP)?'

This question can be answered by looking at the Precision of the model, which is the proportion of positives that are classified correctly.

References:

<https://docs.microsoft.com/en-us/azure/machine-learning/studio/evaluate-model-performance>

NEW QUESTION 258

- (Exam Topic 3)

You are building a regression model tot estimating the number of calls during an event.

You need to determine whether the feature values achieve the conditions to build a Poisson regression model. Which two conditions must the feature set contain?

Each correct answer presents part of the solution. NOTE:

Each correct selection is worth one point.

- A. The label data must be a negative value.
 B. The label data can be positive or negative,

- C. The label data must be a positive value
- D. The label data must be non discrete.
- E. The data must be whole numbers.

Answer: CE

Explanation:

Poisson regression is intended for use in regression models that are used to predict numeric values, typically counts. Therefore, you should use this module to create your regression model only if the values you are trying to predict fit the following conditions:

- The response variable has a Poisson distribution.
- Counts cannot be negative. The method will fail outright if you attempt to use it with negative labels.
- A Poisson distribution is a discrete distribution; therefore, it is not meaningful to use this method with non-whole numbers.

References:

<https://docs.microsoft.com/en-us/azure/machine-learning/studio-module-reference/poisson-regression>

NEW QUESTION 262

- (Exam Topic 3)

Note: This question is part of a series of questions that present the same scenario. Each question in the series contains a unique solution that might meet the stated goals. Some question sets might have more than one correct solution, while others might not have a correct solution.

After you answer a question in this section, you will NOT be able to return to it. As a result, these questions will not appear in the review screen.

You train a classification model by using a logistic regression algorithm.

You must be able to explain the model's predictions by calculating the importance of each feature, both as an overall global relative importance value and as a measure of local importance for a specific set of predictions.

You need to create an explainer that you can use to retrieve the required global and local feature importance values.

Solution: Create a PFIE explainer. Does the solution meet the goal?

- A. Yes
- B. No

Answer: A

Explanation:

Permutation Feature Importance Explainer (PFI): Permutation Feature Importance is a technique used to explain classification and regression models. At a high level, the way it works is by randomly shuffling data one feature at a time for the entire dataset and calculating how much the performance metric of interest changes. The larger the change, the more important that feature is. PFI can explain the overall behavior of any underlying model but does not explain individual predictions.

Reference:

<https://docs.microsoft.com/en-us/azure/machine-learning/how-to-machine-learning-interpretability>

NEW QUESTION 266

.....

Thank You for Trying Our Product

We offer two products:

1st - We have Practice Tests Software with Actual Exam Questions

2nd - Questions and Answers in PDF Format

DP-100 Practice Exam Features:

- * DP-100 Questions and Answers Updated Frequently
- * DP-100 Practice Questions Verified by Expert Senior Certified Staff
- * DP-100 Most Realistic Questions that Guarantee you a Pass on Your FirstTry
- * DP-100 Practice Test Questions in Multiple Choice Formats and Updatesfor 1 Year

100% Actual & Verified — Instant Download, Please Click
[Order The DP-100 Practice Test Here](#)