

Exam Questions NSE7_EFW-7.2

Fortinet NSE 7 - Enterprise Firewall 7.2

https://www.2passeasy.com/dumps/NSE7_EFW-7.2/



NEW QUESTION 1

Which two statements about bfd are true? (Choose two)

- A. It can support neighbor only over the next hop in BGP
- B. You can disable it at the protocol level
- C. It works for OSPF and BGP
- D. You must configure n globally only

Answer: BC

Explanation:

BFD (Bidirectional Forwarding Detection) is a protocol that can quickly detect failures in the forwarding path between two adjacent devices. You can disable BFD at the protocol level by using the “set bfd disable” command under the OSPF or BGP configuration. BFD works for both OSPF and BGP protocols, as well as static routes and SD-WAN rules. References := BFD | FortiGate / FortiOS 7.2.0 - Fortinet Document Library, section “BFD”.

NEW QUESTION 2

Exhibit.

```
Routing table for VRF=0
R+  0.0.0.0/0 [20/0] via 100.64.1.254 (recursive is directly connected, port1), 00:03:58, [1/0]
C   10.1.0.0/24 is directly connected, port3
R   10.1.1.0/24 [200/0] via 172.16.1.2 (recursive is directly connected, tunnel_0), 00:03:25, [1/0]
R   10.1.2.0/24 [200/0] via 172.16.1.3 (recursive is directly connected, tunnel_1), 00:03:21, [1/0]
O   10.1.4.0/24 [110/2] via 10.1.0.100, port3, 00:04:56, [1/0]
O   10.1.10.0/24 [110/2] via 10.1.0.1, port3, 00:04:56, [1/0]
C   100.64.1.0/24 is directly connected, port1
C   100.64.2.0/24 is directly connected, port2
C   172.16.1.1/32 is directly connected, tunnel_0
      is directly connected, tunnel_1
C   172.16.1.2/32 is directly connected, tunnel_0
C   172.16.1.3/32 is directly connected, tunnel_1
C   172.16.100.0/24 is directly connected, port8
```

Refer to the exhibit, which shows a partial routing table

What two conclusions can you draw from the corresponding FortiGate configuration? (Choose two.)

- A. IPSec Tunnel aggregation is configured
- B. net-device is enabled in the tunnel IPSec phase 1 configuration
- C. OSPF is configured to run over IPSec.
- D. add-route is disabled in the tunnel IPSec phase 1 configuration.

Answer: BD

Explanation:

? Option B is correct because the routing table shows that the tunnel interfaces have a netmask of 255.255.255.255, which indicates that net-device is enabled in the phase 1 configuration. This option allows the FortiGate to use the tunnel interface as a next-hop for routing, without adding a route to the phase 2 destination1.
? Option D is correct because the routing table does not show any routes to the phase 2 destination networks, which indicates that add-route is disabled in the phase 1 configuration. This option controls whether the FortiGate adds a static route to the phase 2 destination network using the tunnel interface as the gateway2.
? Option A is incorrect because IPSec tunnel aggregation is a feature that allows multiple phase 2 selectors to share a single phase 1 tunnel, reducing the number of tunnels and improving performance3. This feature is not related to the routing table or the phase 1 configuration.
? Option C is incorrect because OSPF is a dynamic routing protocol that can run over IPSec tunnels, but it requires additional configuration on the FortiGate and the peer device4. This option is not related to the routing table or the phase 1 configuration. References: =
? 1: Technical Tip: ‘set net-device’ new route-based IPsec logic2
? 2: Adding a static route5
? 3: IPSec VPN concepts6
? 4: Dynamic routing over IPsec VPN7

NEW QUESTION 3

Which two statements about the neighbor-group command are true? (Choose two.)

- A. You can configure it on the GUI.
- B. It applies common settings in an OSPF area.
- C. It is combined with the neighbor-range parameter.
- D. You can apply it in Internal BGP (IBGP) and External BGP (EBGP).

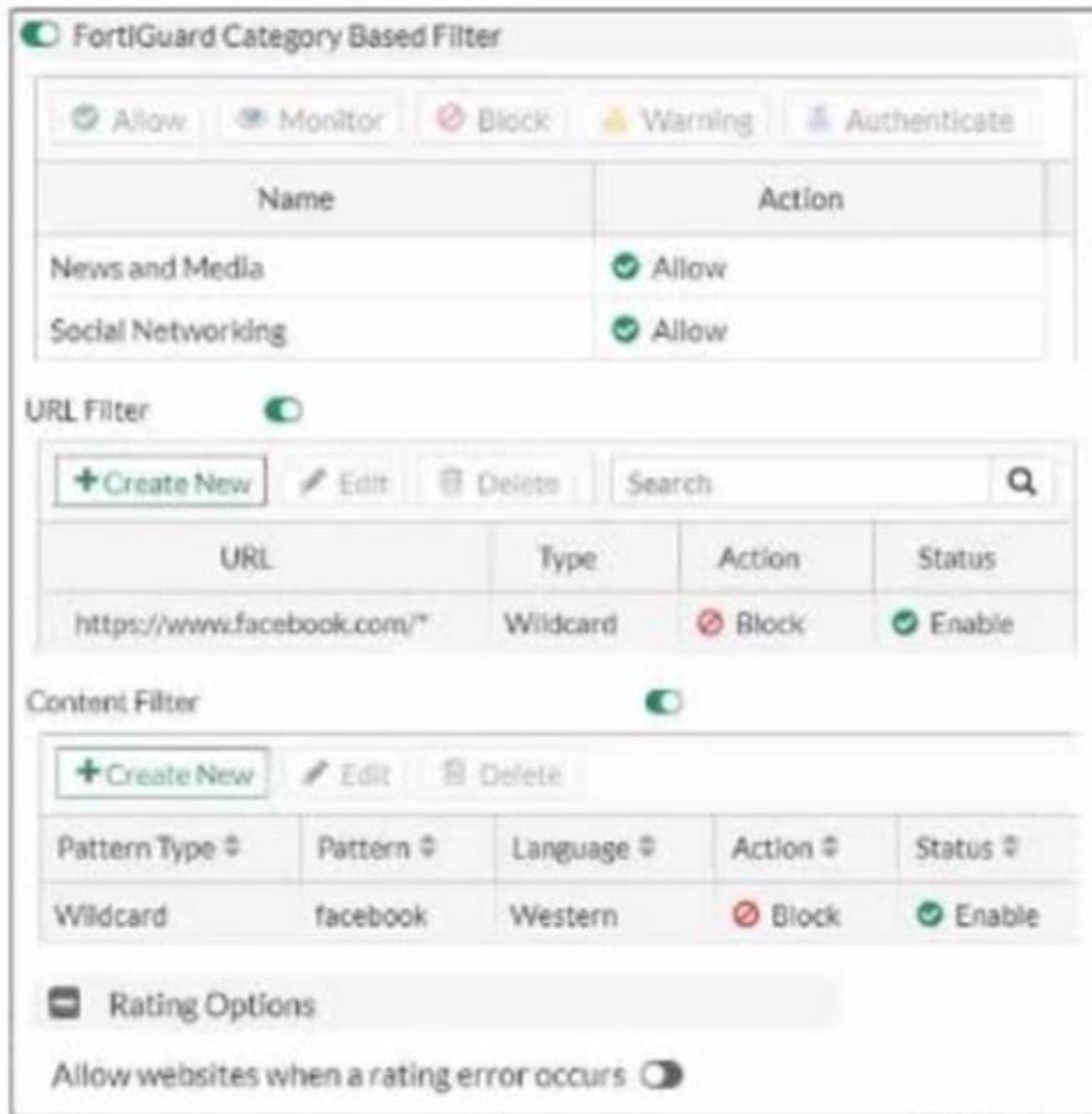
Answer: BD

Explanation:

The neighbor-group command in FortiOS allows for the application of common settings to a group of neighbors in OSPF, and can also be used to simplify configuration by applying common settings to both IBGP and EBGP neighbors. This grouping functionality is a part of the FortiOS CLI and is documented in the Fortinet CLI reference.

NEW QUESTION 4

Exhibit.



Refer to the exhibit, which shows a partial web filter profile configuration

What can you conclude from this configuration about access to www.facebook.com, which is categorized as Social Networking?

- A. The access is blocked based on the Content Filter configuration
- B. The access is allowed based on the FortiGuard Category Based Filter configuration
- C. The access is blocked based on the URL Filter configuration
- D. The access is blocked if the local or the public FortiGuard server does not reply

Answer: C

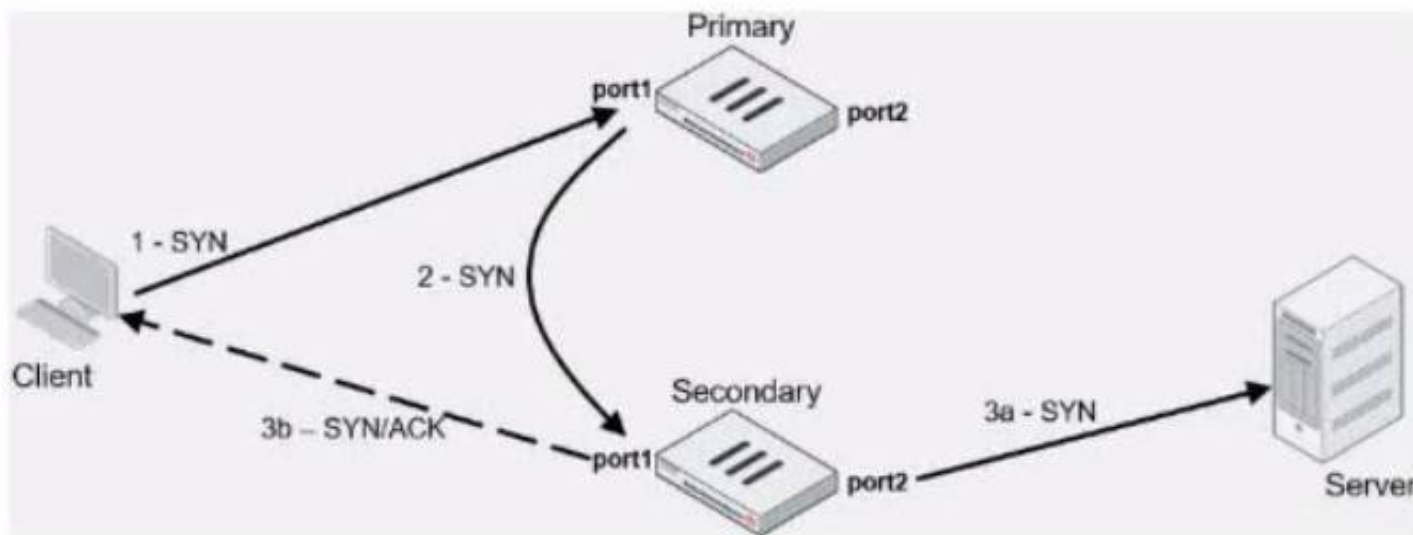
Explanation:

The access to www.facebook.com is blocked based on the URL Filter configuration. In the exhibit, it shows that the URL "www.facebook.com" is specifically set to "Block" under the URL Filter section. References := Fortigate: How to configure Web Filter function on Fortigate, Web filter | FortiGate / FortiOS 7.0.2 | Fortinet Document

Library, FortiGate HTTPS web URL filtering ... - Fortinet ... - Fortinet Community

NEW QUESTION 5

Exhibit.



Refer to the exhibit, which contains an active-active load balancing scenario.

During the traffic flow the primary FortiGate forwards the SYN packet to the secondary FortiGate.

What is the destination MAC address or addresses when packets are forwarded from the primary FortiGate to the secondary FortiGate?

- A. Secondary physical MAC port1

- B. Secondary virtual MAC port1
- C. Secondary virtual MAC port1 then physical MAC port1
- D. Secondary physical MAC port2 then virtual MAC port2

Answer: A

Explanation:

In an active-active load balancing scenario, when the primary FortiGate forwards the SYN packet to the secondary FortiGate, the destination MAC address would be the secondary's physical MAC on port1, as the packet is being sent over the network and the physical MAC is used for layer 2 transmissions.

NEW QUESTION 6

Exhibit.

```
config vpn ipsec phase1-interface
  edit tunnel
    set type dynamic
    set interface "port1"
    set ike-version 2
    set keylife 28800
    set peertype any
    set net-device disable
    set proposal aes128-sha256 aes256-sha256
    set dpd on-idle
    set add-route enable
    set psksecret fortinet
  next
end
```

Refer to the exhibit, which contains a partial VPN configuration. What can you conclude from this configuration1?

- A. FortiGate creates separate virtual interfaces for each dial up client.
- B. The VPN should use the dynamic routing protocol to exchange routing information Through the tunnels.
- C. Dead peer detection s disabled.
- D. The routing table shows a single IPSec virtual interface.

Answer: C

Explanation:

The configuration line “set dpd on-idle” indicates that dead peer detection (DPD) is set to trigger only when the tunnel is idle, not actively disabled1. References: FortiGate IPSec VPN User Guide - Fortinet Document Library

From the given VPN configuration, dead peer detection (DPD) is set to 'on-idle', indicating that DPD is enabled and will be used to detect if the other end of the VPN tunnel is still alive when no traffic is detected. Hence, option C is incorrect. The configuration shows the tunnel set to type 'dynamic', which does not create separate virtual interfaces for each dial- up client (A), and it is not specified that dynamic routing will be used (B). Since this is a phase 1 configuration snippet, the routing table aspect (D) cannot be concluded from this alone.

NEW QUESTION 7

Exhibit.

FortiGate-A (port4) # show	FortiGate-B (port4) # show
config system interface	config system interface
edit "port4"	edit "port4"
set vdom "root"	set vdom "root"
set ip 10.1.5.1 255.255.255.0	set ip 10.1.5.2 255.255.255.0
set allowaccess ping https	set allowaccess ping https
set type physical	set type physical
set vrrp-virtual-mac enable	set vrrp-virtual-mac enable
config vrrp	config vrrp
edit 1	edit 1
set vrgrp 1	set vrgrp 1
set vrip 10.1.5.254	set vrip 10.1.5.254
set priority 255	set priority 50
set preempt enable	set preempt enable
set vrdst 8.8.8.8	set vrdst 8.8.8.8
set vrdst-priority 30	set vrdst-priority 40
next	next
end	end
set snmp-index 4	set snmp-index 4
next	next
end	end

Refer to the exhibit, which contains the partial interface configuration of two FortiGate devices.

Which two conclusions can you draw from this con figuration? (Choose two)

- A. 10.1.5.254 is the default gateway of the internal network
- B. On failover new primary device uses the same MAC address as the old primary
- C. The VRRP domain uses the physical MAC address of the primary FortiGate
- D. By default FortiGate B is the primary virtual router

Answer: AB

Explanation:

The Virtual Router Redundancy Protocol (VRRP) configuration in the exhibit indicates that 10.1.5.254 is set as the virtual IP (VRIP), commonly serving as the default gateway for the internal network (A). With vrrp-virtual-mac enabled, both FortiGates would use the same virtual MAC address, ensuring a seamless transition during failover (B). The VRRP domain does not use the physical MAC address (C), and the priority settings indicate that FortiGate-A would be the primary router by default due to its higher priority (D).

NEW QUESTION 8

Which two statements about the BFD parameter in BGP are true? (Choose two.)

- A. It allows failure detection in less than one second.
- B. The two routers must be connected to the same subnet.
- C. It is supported for neighbors over multiple hops.
- D. It detects only two-way failures.

Answer: AC

Explanation:

Bidirectional Forwarding Detection (BFD) is a rapid protocol for detecting failures in the forwarding path between two adjacent routers, including interfaces, data links, and forwarding planes. BFD is designed to detect forwarding path failures in a very short amount of time, often less than one second, which is significantly faster than traditional failure detection mechanisms like hold-down timers in routing protocols.

Fortinet supports BFD for BGP, and it can be used over multiple hops, which allows the detection of failures even if the BGP peers are not directly connected. This functionality enhances the ability to maintain stable BGP sessions over a wider network topology and is documented in Fortinet's guides.

NEW QUESTION 9

Exhibit.

```
NGFW-1 # get router info ospf interface
port3 is up, line protocol is up
  Internet Address 10.1.0.254/24, Area 0.0.0.0, MTU 1500
  Process ID 0, VRF 0, Router ID 0.0.0.1, Network Type BROADCAST, Cost: 1
  Transmit Delay is 1 sec, State DROther, Priority 1
  Designated Router (ID) 0.0.0.3, Interface Address 10.1.0.1
  Backup Designated Router (ID) 0.0.0.2, Interface Address 10.1.0.100
  Timer intervals configured, Hello 10.000, Dead 40, Wait 40, Retransmit 5
  Hello due in 00:00:08
  Neighbor Count is 2, Adjacent neighbor count is 2
  Crypt Sequence Number is 21
  Hello received 412 sent 207, DD received 8 sent 8
  LS-Req received 2 sent 3, LS-Upd received 13 sent 6
  LS-Ack received 9 sent 7, Discarded 6
```

Refer to the exhibit, which shows information about an OSPF interlace
What two conclusions can you draw from this command output? (Choose two.)

- A. The port3 network has more man one OSPF router
- B. The OSPF routers are in the area ID of 0.0.0.1.
- C. The interfaces of the OSPF routers match the MTU value that is configured as 1500.
- D. NGFW-1 is the designated router

Answer: AC

Explanation:

From the OSPF interface command output, we can conclude that the port3 network has more than one OSPF router because the Neighbor Count is 2, indicating the presence of another OSPF router besides NGFW-1. Additionally, we can deduce that the interfaces of the OSPF routers match the MTU value configured as 1500, which is necessary for OSPF neighbors to form adjacencies. The MTU mismatch would prevent OSPF from forming a neighbor relationship.


References:

? Fortinet FortiOS Handbook: OSPF Configuration


NEW QUESTION 10

Refer to the exhibits, which show the configurations of two address objects from the same FortiGate.

Engineering address object

Name	Engineering
Color	 <input type="button" value="Change"/>
Type	Subnet
IP/Netmask	192.168.0.0 255.255.255.0
Interface	<input type="checkbox"/> any
Static route configuration	<input type="checkbox"/>
Comments	<input type="text" value="Write a comment..."/> 0/255
<input type="button" value="OK"/> <input type="button" value="Cancel"/>	

Finance address object

Name	Finance
Color	 <input type="button" value="Change"/>
Type	Subnet
IP/Netmask	192.168.1.0 255.255.255.0
Interface	<input type="checkbox"/> any
Static route configuration	<input type="checkbox"/>
Comments	<input type="text" value="Write a comment..."/> 0/255
<input type="button" value="Return"/>	

Why can you modify the Engineering address object, but not the Finance address object?

- A. You have read-only access.
- B. FortiGate joined the Security Fabric and the Finance address object was configured on the root FortiGate.
- C. FortiGate is registered on FortiManager.
- D. Another user is editing the Finance address object in workspace mode.

Answer: B

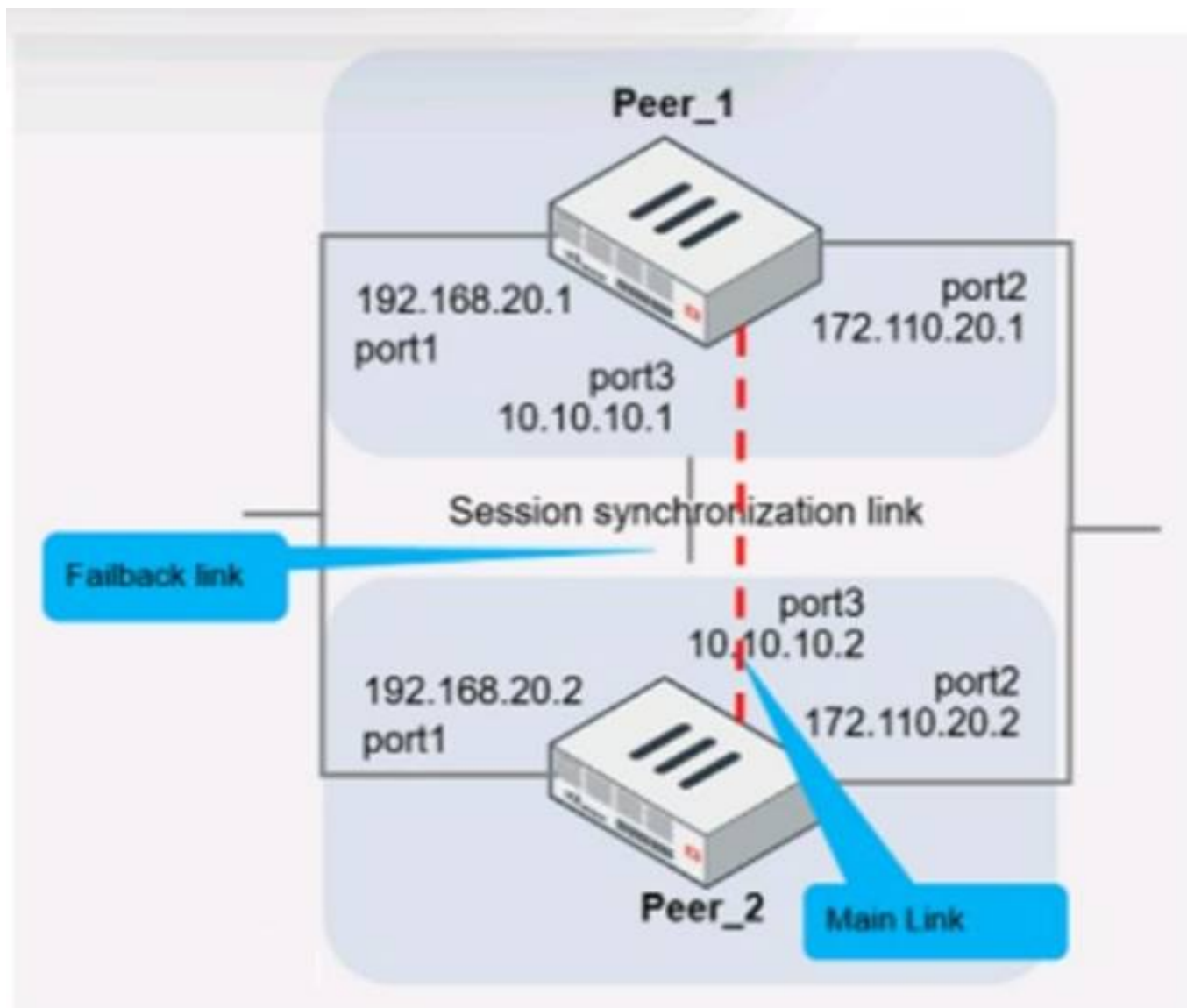
Explanation:

The inability to modify the Finance address object while being able to modify the Engineering address object suggests that the Finance object is being managed by a higher authority in the Security Fabric, likely the root FortiGate. When a FortiGate is part of a Security Fabric, address objects and other configurations may be managed centrally.

This aligns with the Fortinet FortiGate documentation on Security Fabric and central management of address objects.

NEW QUESTION 10

Refer to the exhibit, which shows two configured FortiGate devices and peering over FGSP.



The main link directly connects the two FortiGate devices and is configured using the set session-syn-dev <interface> command.
What is the primary reason to configure the main link?

- A. To have both sessions and configuration synchronization in layer 2
- B. To load balance both sessions and configuration synchronization between layer 2 and 3
- C. To have only configuration synchronization in layer 3
- D. To have both sessions and configuration synchronization in layer 3

Answer: D

Explanation:

The primary purpose of configuring a main link between the devices is to synchronize session information so that if one unit fails, the other can continue processing traffic without dropping active sessions.

- * A.To have both sessions and configuration synchronization in layer 2.This is incorrect because FGSP is used for session synchronization, not configuration synchronization.
- * B.To load balance both sessions and configuration synchronization between layer 2 and 3.FGSP does not perform load balancing and is not used for configuration synchronization.
- * C.To have only configuration synchronization in layer 3.The main link is not used solely for configuration synchronization.
- * D.To have both sessions and configuration synchronization in layer 3.The main link in an FGSP setup is indeed used to synchronize session information across the devices, and it operates at layer 3 since it uses IP addresses to establish the peering.

NEW QUESTION 14

Refer to the exhibit, which shows the output of a BGP summary.

```
FGT # get router info bgp summary
BGP router identifier 0.0.0.117, local AS number 65117
BGP table version is 104
3 BGP AS-PATH entries
0 BGP community entries

Neighbor      V    AS      MsgRcvd MsgSent   TblVer  InQ  OutQ   Up/Down   State/PfxRcd
10.125.0.60    4  65060    1698    1756     103    0     0    03:02:49      1
10.127.0.75    4  65075    2206    2250     102    0     0    02:45:55      1
100.64.3.1     4  65501     101     115       0     0     0    never        Active

Total number of neighbors 3
```

What two conclusions can you draw from this BGP summary? (Choose two.)

- A. External BGP (EBGP) exchanges routing information.
- B. The BGP session with peer 10. 127. 0. 75 is established.
- C. The router 100. 64. 3. 1 has the parameter bfd set to enable.
- D. The neighbors displayed are linked to a local router with the neighbor-range set to a value of 4.

Answer: AB

Explanation:

The output of the BGP (Border Gateway Protocol) summary shows details about the BGP neighbors of a router, their Autonomous System (AS) numbers, the state of the BGP session, and other metrics like messages received and sent.
From the BGP summary provided:

- * A.External BGP (EBGP) exchanges routing information.This conclusion can be inferred because the AS numbers for the neighbors are different from the local AS number (65117), which suggests that these are external connections.
- * B.The BGP session with peer 10.127.0.75 is established.This is indicated by the state/prefix received column showing a numeric value (1), which typically means that the session is established and a number of prefixes has been received.
- * C.The router 100.64.3.1 has the parameter bfd set to enable.This cannot be concluded directly from the summary without additional context or commands specifically showing BFD (Bidirectional Forwarding Detection) configuration.
- * D.The neighbors displayed are linked to a local router with the neighbor-range set to a value of 4.The neighbor-range concept does not apply here; the value 4 in the 'V' column stands for the BGP version number, which is typically 4.

NEW QUESTION 18

Which configuration can be used to reduce the number of BGP sessions in on IBGP network?

- A. Route-reflector-peer enable
- B. Route-reflector-client enable
- C. Route-reflector enable
- D. Route-reflector-server enable

Answer: B

Explanation:

To reduce the number of BGP sessions in an IBGP network, you can use a route reflector, which acts as a focal point for IBGP sessions and readvertises the prefixes to all other peers. To configure a route reflector, you need to enable the route-reflector- client option on the neighbor-group settings of the hub device. This will make the hub device act as a route reflector server and the other devices as route reflector clients. References := Route exchange | FortiGate / FortiOS 7.2.0 - Fortinet Documentation

NEW QUESTION 19

Exhibit.

```
config system central-management
  set type fortimanager
  set fmg "10.0.1.242"
  config server-list
    edit 1
      set server-type rating
      set addr-type ipv4
      set server-address 10.0.1.240
    next
    edit 2
      set server-type update
      set addr-type ipv4
      set server-address 10.0.1.243
    next
    edit 3
      set server-type rating
      set addr-type ipv4
      set server-address 10.0.1.244
    next
  end
  set include-default-servers enable
end
```

Refer to exhibit, which shows a central management configuration

Which server will FortiGate choose for web filler rating requests if 10.0.1.240 is experiencing an outage?

- A. Public FortiGuard servers
- B. 10.0.1.242
- C. 10.0.1.244
- D. 10.0.1.243

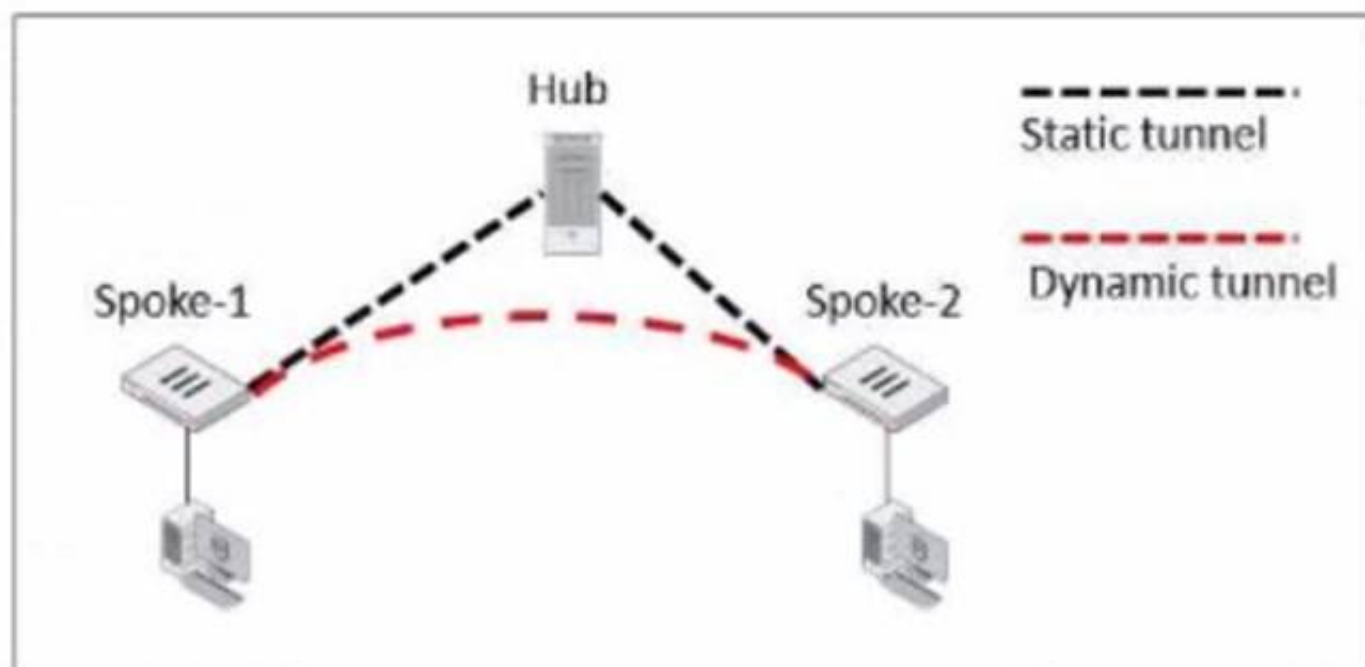
Answer: C

Explanation:

In the event of an outage at 10.0.1.240, the FortiGate will choose the next server in the sequence for web filter rating requests, which is 10.0.1.244 according to the configuration shown in the exhibit. This is because the server list is ordered by priority, and the server with the lowest priority number is chosen first. If that server is unavailable, the next server with the next lowest priority number is chosen, and so on. The public FortiGuard servers are only used if the include-default-servers option is enabled and all the custom servers are unavailable. References := Fortinet Enterprise Firewall Study Guide for FortiOS 7.2, page 132.

NEW QUESTION 24

Exhibit.



Refer to the exhibit, which shows an ADVPN network.

The client behind Spoke-1 generates traffic to the device located behind Spoke-2. Which first message does the hub send to Spoke-1 to bring up the dynamic tunnel?

- A. Shortcut query
- B. Shortcut reply
- C. Shortcut offer
- D. Shortcut forward

Answer: A

Explanation:

In an ADVPN scenario, when traffic is initiated from a client behind one spoke to another spoke, the hub sends a shortcut query to the initiating spoke. This query is used to determine if there is a more direct path for the traffic, which can then trigger the establishment of a dynamic tunnel between the spokes.

NEW QUESTION 29

Refer to the exhibit, which contains a partial BGP combination.

```
config router bgp
  set as 65200
  set router-id 172.16.1.254
  config neighbor
    edit 100.64.1.254
      set remote-as 65100
    next
  end
end
```

You want to configure a loopback as the OGP source.

Which two parameters must you set in the BGP configuration? (Choose two)

- A. ebgp-enforce-multihop
- B. recursive-next-hop
- C. ibgp-enforce-multihop
- D. update-source

Answer: AD

Explanation:

To configure a loopback as the BGP source, you need to set the “ebgp- enforce-multihop” and “update-source” parameters in the BGP configuration. The “ebgp- enforce-multihop” allows EBGP connections to neighbor routers that are not directly connected, while “update-source” specifies the IP address that should be used for the BGP

session1. References := BGP on loopback, Loopback interface, Technical Tip: Configuring EBGP Multihop Load-Balancing, Technical Tip: BGP routes are not installed in routing table with loopback as update source

NEW QUESTION 30

Refer to the exhibit, which shows a routing table.

Network #	Gateway IP #	Interfaces #	Distance #	Type #
0.0.0.0	10.1.0.254	port1	10	Static
10.1.0.0/24	0.0.0.0	port1	0	Connected
10.1.4.0/24	10.1.0.100	port1	110	OSPF
10.1.10.0/24	0.0.0.0	port2	0	Connected
172.16.100.0/24	0.0.0.0	port3	0	Connected

What two options can you configure in OSPF to block the advertisement of the 10.1.10.0 prefix? (Choose two.)

- A. Remove the 16.1.10.C prefix from the OSPF network
- B. Configure a distribute-list-out
- C. Configure a route-map out
- D. Disable Redistribute Connected

Answer: BC

Explanation:

To block the advertisement of the 10.1.10.0 prefix in OSPF, you can configure a distribute-list-out or a route-map out. A distribute-list-out is used to filter outgoing routing updates from being advertised to OSPF neighbors1. A route-map out can also be used for filtering and is applied to outbound routing updates2. References := Technical Tip: Inbound route filtering in OSPF usi ... - Fortinet Community, OSPF | FortiGate / FortiOS 7.2.2 - Fortinet Documentation

NEW QUESTION 35

Refer to the exhibit, which shows config system central-management information.

```
config system central-management
  set type fortimanager
  set allow-push-firmware disable
  set allow-remote-firmware-upgrade disable
  set fmg "10.1.0.241"
  config server-list
    edit 1
      set server-type update
      set server-address 10.1.0.241
    next
  end
  set include-default-servers disable
end
```

Which setting must you configure for the web filtering feature to function?

- A. Add serve
- B. fortiguar
- C. net to the server list.
- D. Configure securewf.fortiguar
- E. net on the default servers.
- F. Set update-server-location to automatic.
- G. Configure server-type with the rating option.

Answer: D

Explanation:

For the web filtering feature to function effectively, the FortiGate device needs to have a server configured for rating services. The rating option in the server-type setting specifies that the server is used for URL rating lookup, which is essential for web filtering. The displayed configuration does not list any FortiGuard web filtering servers, which would be necessary for web filtering. The setting set include-default-servers disable indicates that the default FortiGuard servers are not being used, and hence, a specific server for web filtering (like securewf.fortiguard.net) needs to be configured.

NEW QUESTION 37

In which two ways does fortiManager function when it is deployed as a local FDS? (Choose two)

- A. It can be configured as an update server a rating server or both
- B. It provides VM license validation services
- C. It supports rating requests from non-FortiGate devices.
- D. It caches available firmware updates for unmanaged devices

Answer: AB

Explanation:

When deployed as a local FortiGuard Distribution Server (FDS), FortiManager functions in several capacities. It can act as an update server, a rating server, or both, providing firmware updates and FortiGuard database updates. Additionally, it plays a crucial role in VM license validation services, ensuring that the connected FortiGate devices are operating with valid licenses. However, it does not support rating requests from non-FortiGate devices nor cache firmware updates for unmanaged devices. Fortinet FortiOS Handbook: FortiManager as a Local FDS Configuration

NEW QUESTION 42

You configured an address object on the tool FortiGate in a Security Fabric. This object is not synchronized with a downstream device. Which two reasons could be the cause? (Choose two)

- A. The address object on the tool FortiGate has fabric-object set to disable
- B. The root FortiGate has configuration-sync set to enable
- C. The downstream FortiGate has fabric-object-unification set to local
- D. The downstream FortiGate has configuration-sync set to local

Answer: AC

Explanation:

? Option A is correct because the address object on the tool FortiGate will not be synchronized with the downstream devices if it has fabric-object set to disable. This option controls whether the address object is shared with other FortiGate devices in the Security Fabric or not¹.
 ? Option C is correct because the downstream FortiGate will not receive the address object from the tool FortiGate if it has fabric-object-unification set to local. This option controls whether the downstream FortiGate uses the address objects from the root FortiGate or its own local address objects².
 ? Option B is incorrect because the root FortiGate has configuration-sync set to enable by default, which means that it will synchronize the address objects with the downstream devices unless they are disabled by the fabric-object option³.
 ? Option D is incorrect because the downstream FortiGate has configuration-sync set to local by default, which means that it will receive the address objects from the root FortiGate unless they are overridden by the fabric-object-unification option⁴.
 References: =
 ? 1: Group address objects synchronized from FortiManager⁵
 ? 2: Security Fabric address object unification⁶
 ? 3: Configuration synchronization⁷
 ? 4: Configuration synchronization⁷
 ? : Security Fabric - Fortinet Documentation

NEW QUESTION 43

Exhibit.

```
config vpn ipsec phase1-interface
    edit "tunnel"
        set interface "port1"
        set ike-version 2
        set keylife 28800
        set peertype any
        set net-device enable
        set proposal aes128gcm-prfsha256 aes256gcm-prfsha384
        set auto-discovery-receiver enable
        set remote-gw 100.64.1.1
        set psksecret fortinet
    next
```

Refer to the exhibit, which contains the partial ADVPN configuration of a spoke. Which two parameters must you configure on the corresponding single hub? (Choose two.)

- A. Set auto-discovery-sender enable
- B. Set ike-version 2
- C. Set auto-discovery-forwarder enable
- D. Set auto-discovery-receiver enable

Answer: AC

Explanation:

For an ADVPN spoke configuration shown, the corresponding hub must have auto-discovery-sender enabled to send shortcut advertisement messages to the spokes. Also, the hub would need to have auto-discovery-forwarder enabled if it is to forward on those shortcut advertisements to other spokes. This allows the hub to inform all spokes about the best path to reach each other. The ike-version does not need to be reconfigured on the hub if it's already set to version 2 and auto-discovery-receiver is not necessary on the hub because it's the one sending the advertisements, not receiving.

References:

? FortiOS Handbook - ADVPN

NEW QUESTION 44

.....

THANKS FOR TRYING THE DEMO OF OUR PRODUCT

Visit Our Site to Purchase the Full Set of Actual NSE7_EFW-7.2 Exam Questions With Answers.

We Also Provide Practice Exam Software That Simulates Real Exam Environment And Has Many Self-Assessment Features. Order the NSE7_EFW-7.2 Product From:

https://www.2passeasy.com/dumps/NSE7_EFW-7.2/

Money Back Guarantee

NSE7_EFW-7.2 Practice Exam Features:

- * NSE7_EFW-7.2 Questions and Answers Updated Frequently
- * NSE7_EFW-7.2 Practice Questions Verified by Expert Senior Certified Staff
- * NSE7_EFW-7.2 Most Realistic Questions that Guarantee you a Pass on Your FirstTry
- * NSE7_EFW-7.2 Practice Test Questions in Multiple Choice Formats and Updatesfor 1 Year