



Microsoft

Exam Questions MS-700

Managing Microsoft Teams

NEW QUESTION 1

- (Topic 5)

You company has a Microsoft Office 365 subscription.

Users in the company's sales department frequently invite guest users to meetings.

You need to ensure that when the sales department users invite guest users to meetings, the guest users are admitted by default. The solution must only apply to the sales department users.

Which two actions should you perform? Each correct solution presents part of the solution. NOTE: Each correct selection is worth one point.

- A. In the global meeting policy, set Automatically admit users to Everyone.
- B. Create a new meeting policy and set Automatically admit users to Everyone.
- C. Apply the policy to the sales department users.
- D. In the global meeting policy, set Automatically admit users to Everyone in your organization.

Answer: BC

Explanation:

Reference:

<https://docs.microsoft.com/en-us/microsoftteams/meeting-policies-in-teams>

NEW QUESTION 2

HOTSPOT - (Topic 5)

You have a Microsoft 365 subscription that contains a user named User1.

You have a custom policy named AppPolicy that has the following configurations:

? Allow all apps published by Microsoft.

? Allow only specified third-party apps.

? Block all custom apps.

You need to assign AppPolicy to User1.

How should you complete the PowerShell command? To answer, select the appropriate options in the answer area.

NOTE: Each correct selection is worth one point.

| | | | |
|---|-------------------|--|-----------|
| <div><div></div><div>▼</div></div> <div>Grant-CsTeamsAppSetupPolicy Grant-CsTeamsAppPermissionPolicy Set-CsTeamsAppSetupPolicy Set-CsTeamsAppPermissionPolicy</div> | -Identity "User1" | <div><div></div><div>▼</div></div> <div>-Description -PinnedAppBarApps -PolicyName</div> | AppPolicy |
|---|-------------------|--|-----------|

- A. Mastered
- B. Not Mastered

Answer: A

Explanation:

| | | | |
|---|-------------------|--|-----------|
| <div><div></div><div>▼</div></div> <div>Grant-CsTeamsAppSetupPolicy Grant-CsTeamsAppPermissionPolicy Set-CsTeamsAppSetupPolicy Set-CsTeamsAppPermissionPolicy</div> | -Identity "User1" | <div><div></div><div>▼</div></div> <div>-Description -PinnedAppBarApps -PolicyName</div> | AppPolicy |
|---|-------------------|--|-----------|

NEW QUESTION 3

- (Topic 5)

Your company has a Microsoft subscription.

The Microsoft 365 tenant uses a domain named contoso.com.

You need to ensure that team channels can receive email only from users in the company and email addresses that use an email domain named @fabrikam.com. What should you modify?

- A. the External collaboration settings in the Azure Active Directory admin center
- B. the list of accepted domains in Microsoft Exchange Online
- C. the org-wide Teams settings
- D. the global teams policy

Answer: C

NEW QUESTION 4

DRAG DROP - (Topic 5)

You have a Microsoft 365 ES subscription that uses Teams.

The sales department at your company requires that a toll-free number appear at the top of a list of numbers on Microsoft Outlook invites to Teams meetings.

Which four actions should you perform in sequence? To answer, move the appropriate actions from the list of actions to the answer area and arrange them in the correct order.

Actions

Assign a number to a resource account.

Request a user number.

Assign the Microsoft Teams Phone Standard - Virtual User license.

Purchase Communication Credits.

Request a service number.

Assign a number to a conference bridge.

Create and assign an Audio Conferencing policy.

Answer Area

1

2

3

4

>

<

⬆

⬇

- A. Mastered
- B. Not Mastered

Answer: A

Explanation:

According to the Microsoft documentation1, you can use Audio conferencing policies to manage audio conferencing toll and toll-free numbers to be displayed in meeting invites created by users within your organization. You can use one of the two automatically created policies or create and assign custom policies. To create a custom audio- conferencing policy, you need to follow these steps1:

- ? In the left navigation of the Microsoft Teams admin center, go to Meetings > Audio conferencing.
- ? Select Add.
- ? Enter the name and description of the policy. The name can't contain special characters or be longer than 64 characters.
- ? Choose whether or not to Include toll-free numbers in meetings created by users of this policy.
- ? Under Phone numbers included in meeting invites, select Add phone number, and then select the toll-free number that you want to appear at the top of the list of numbers on Outlook invites to Teams meetings. You can also add other phone numbers that you want to include in the meeting invites.
- ? Select Save.

Therefore, based on this information, the correct sequence of actions is:

- ? Purchase Communication Credits.
- ? Request a service number.
- ? Assign a number to a resource account.
- ? Create and assign an Audio Conferencing policy.

NEW QUESTION 5

- (Topic 5)
You have a Microsoft 365 E3 subscription that contains 500 users. All the users have computers that run Windows 10 and are joined to Azure AD. You need to generate a report that identifies which documents the users copied from Microsoft Teams to USB devices. What should you do first?

- A. Onboard the Windows 10 computers to Endpoint data loss prevention (Endpoint DLP).
- B. Assign the Microsoft 365 ES compliance add-on to each user.
- C. Create a custom data loss prevention (DLP) policy.
- D. Assign the Enterprise Mobility + Security ES add-on to each user.

Answer: B

Explanation:

According to the Microsoft documentation1, to generate a report that identifies which documents the users copied from Teams to USB devices, you need to use advanced hunting on Microsoft Defender ATP. Advanced hunting lets you run queries to find threat activity involving USB devices, such as mounting and unmounting of USB drives or copying of files2.

To use advanced hunting, you need to have one of the following roles:

- ? Security administrator
- ? Security reader
- ? Security operator
- ? Global administrator

The Groups Administrator role does not have access to advanced hunting or Microsoft Defender ATP.

Therefore, based on this information, the correct answer is B. Assign the Microsoft 365 E5 compliance add-on to each user. This add-on includes Microsoft Defender ATP and allows you to use advanced hunting features3. Alternatively, you can request one of the roles that have access to advanced hunting, such as Security administrator or Global administrator.

NEW QUESTION 6

- (Topic 5)
The Subscription has the Teams policy shown in the following exhibit:

| + Add Edit Duplicate Delete Reset Global policy Manage users 1 item | | | |
|---|---------------------------|-------------|-------------------------|
| ✓ | Name ↑ | Description | Create private channels |
| | Global (Org-wide default) | No | Off |

You need to ensure that the members of Group1 can create private channels. The solution must use the principle of least privilege. What should you do first?

- A. Create a team template.
- B. Modify the Teams settings for the subscription.
- C. Modify the Global (Org-wide default) policy and set Create private channels to On.

D. Create a Teams policy that has Create private channels set to On.

Answer: D

NEW QUESTION 7

- (Topic 5)

Your company has a Microsoft 365 tenant.

Guest users report that they cannot access files or Microsoft OneNote from Microsoft Teams. The guest users can access channels, chats, and conversations.

You need to ensure that the guest users can access the files and OneNote from Microsoft Teams.

For what should you configure external sharing?

- A. Microsoft Teams
- B. Microsoft SharePoint Online
- C. Microsoft OneDrive for Business
- D. Microsoft Yammer.

Answer: B

NEW QUESTION 8

HOTSPOT - (Topic 5)

You have a Microsoft 365 E5 subscription.

You plan to enable Phone System for Microsoft Teams.

You need to configure the following:

? On-hold music

? A greeting message

? Call forwarding and simultaneous ringing to external phone numbers

Which two settings should you configure? To answer, select the appropriate settings in the answer area.

NOTE: Each correct selection is worth one point

Answer Area



- A. Mastered
- B. Not Mastered

Answer: A

Explanation:

Answer Area



NEW QUESTION 9

- (Topic 5)

Your company has a Microsoft 365 subscription.

A user named User5 cannot establish call from Microsoft Teams.

You review the Microsoft Teams client for User5 and discover that the dial pad is unavailable.

Other users at the company can establish calls successfully. You need to ensure that User5 can establish calls.

Which two actions should you perform? Each correct answer represents part of the solution.

NOTE: Each correct selection is worth one point.

- A. Modify the caller ID properties of User5.
- B. Assign a Phone System license to User5.
- C. Assign a SIP address to User5.
- D. Assign an app setup policy to User5.
- E. Enable User5 for Enterprise Voice.

Answer: BE

NEW QUESTION 10

- (Topic 5)

You have an org wide team named Team1.

The members of Team1 report that they receive an excessive amount of notifications from channel messages.

You need to reduce the amount of notifications by implementing the following changes:

? Allow only global administrators to create new posts in the General channel.

? Prevent @members for the org-wide team members.

Which two actions should you perform from the Microsoft Teams client? Each correct answer presents part of the solution.

NOTE: Each correct selection is worth one point.

- A. From the Team1 settings, clear Give members the option to edit their messages.
- B. From the General Channel settings of Team1, set the channel moderation preference to Anyone canpost; show alert that postings will notify everyone (recommended for large teams).
- C. From the General Channel settings of Team1, set the channel moderation preference to Only owners can post messages.
- D. From the Team1 settings, disable all the Fun stuff settings.
- E. From the Team1 settings, set Show members the option to @team or @[team name] to Off.

Answer: CE

Explanation:

Reference:

<https://docs.microsoft.com/en-us/microsoftteams/create-an-org-wide-team>

NEW QUESTION 10

- (Topic 5)

Note: This question is part of a series of questions that present the same scenario. Each question in the series contains a unique solution that might meet the stated goals. Some question sets might have more than one correct solution, while others might not have a correct solution.

After you answer a question in this section, you will NOT be able to return to it. As a result, these questions will not appear in the review screen.

Your company has 10 offices in North America and Europe. The company has 5,000 users.

You plan to deploy Microsoft Teams for all the users.
 You run a pilot project for the planned deployment.
 You need to identify the network packet loss from the pilot computers to Microsoft Teams during calls.
 Solution: From the Microsoft Teams admin center, you select Analytics & reports. Does this meet the goal?

- A. Yes
- B. No

Answer: B

Explanation:

Reference:
<https://docs.microsoft.com/en-us/microsoftteams/turning-on-and-using-call-quality-dashboard>

NEW QUESTION 13

HOTSPOT - (Topic 5)

Your company has the users shown in the following table.

| Name | Department |
|-------|------------|
| User1 | HR |
| User2 | IT |
| User3 | Production |

The company uses Teams.
 You have Teams update policies configured as shown in the following table.

| Name | Allow public preview |
|---------------------------|-----------------------|
| Global (Org-wide-default) | Follow Office Preview |
| Policy1 | Not enabled |
| Policy2 | Enabled |

The Teams update policies are assigned to departments as shown in the following table.

| Teams update policy | Department |
|---------------------|------------|
| Policy1 | HR |
| Policy2 | IT |

For each of the following statements, select Yes if True. Otherwise select No.
 NOTE: Each correct selection is worth one point.

Answer Area

| Statements | Yes | No |
|--|-----------------------|-----------------------|
| User1 can switch to the public preview features by using the Teams client. | <input type="radio"/> | <input type="radio"/> |
| User2 can switch to the public preview features by using the Teams client. | <input type="radio"/> | <input type="radio"/> |
| User3 can switch to the public preview features by using the Teams client. | <input type="radio"/> | <input type="radio"/> |

- A. Mastered
- B. Not Mastered

Answer: A

Explanation:

Answer Area

| Statements | Yes | No |
|--|----------------------------------|----------------------------------|
| User1 can switch to the public preview features by using the Teams client. | <input type="radio"/> | <input checked="" type="radio"/> |
| User2 can switch to the public preview features by using the Teams client. | <input checked="" type="radio"/> | <input type="radio"/> |
| User3 can switch to the public preview features by using the Teams client. | <input type="radio"/> | <input checked="" type="radio"/> |

NEW QUESTION 15

- (Topic 5)

You have a Microsoft 365 subscription that uses Microsoft Teams. You plan to deploy Microsoft Teams voice. Which two settings require a resource account? Each correct answer presents part of the solution.
NOTE: Each correct selection worth one point.

- A. Call park policies
- B. Auto attendant
- C. Call queues
- D. Emergency policies
- E. Guest access

Answer: BC

Explanation:

Reference:

<https://docs.microsoft.com/en-us/microsoftteams/manage-resource-accounts>

NEW QUESTION 18

- (Topic 5)

Note: This question is part of a series of questions that present the same scenario. Each question in the series contains a unique solution that might meet the stated goals. Some question sets might have more than one correct solution, while others might not have a correct solution.

After you answer a question in this section, you will NOT be able to return to it. As a result, these questions will not appear in the review screen.

Your company has a Microsoft 365 subscription.

You plan to configure the environment to allow external users to collaborate in Microsoft Teams by using guest access.

The company implements a new security policy that has the following requirements:

? Only guest users from specific domains must be allowed to connect to collaborate by using Microsoft Teams.

? Guest users must be prevented from inviting other guests.

You need to recommend a solution to meet the security policy requirements.

Solution: From the Azure Active Directory, you modify the External collaboration settings. Does this meet the goal?

- A. Yes
- B. No

Answer: A

Explanation:

<https://docs.microsoft.com/en-us/azure/active-directory/b2b/delegate-invitations>

NEW QUESTION 22

- (Topic 5)

Your company has five offices. Each office has a unique phone number. You plan to deploy Phone System to all the offices.

You need to ensure that each office has a unique greeting message for the weekdays and a unique greeting message for the weekends. The solution must minimize administrative effort. D18912E1457D5D1DDCBD40AB3BF70D5D
What should you create?

- A. one auto attendant that contains all five phone numbers
- B. one call queue that contains all five phone numbers
- C. five auto attendants that each contains one phone number
- D. five call queues that each contains one phone number

Answer: C

Explanation:

<https://docs.microsoft.com/en-us/microsoftteams/what-are-phone-system-auto-attendants#getting-started>

NEW QUESTION 23

- (Topic 5)

Note: This question is part of a series of questions that present the same scenario. Each question in the series contains a unique solution that might meet the stated goals. Some question sets might have more than one correct solution, while others might not have a correct solution.

After you answer a question in this section, you will NOT be able to return to it. As a result, these questions will not appear in the review screen.

Your company has a Microsoft 365 subscription.

You need to prevent temporary employees from using the private chat feature in Microsoft Teams.

Solution: You create a messaging policy and assign the policy to the users. Does this meet the goal?

- A. Yes
- B. No

Answer: B

NEW QUESTION 26

- (Topic 5)

Note: This question is part of a series of questions that present the same scenario. Each question in the series contains a unique solution that might meet the stated goals. Some question sets might have more than one correct solution, while others might not have a correct solution.

After you answer a question in this section, you will NOT be able to return to it. As a result, these questions will not appear in the review screen.

Your company has a Microsoft 365 subscription.

You need to prevent a user named User1 from permanently deleting private chats in Microsoft Teams.

Solution: You place the mailbox of User1 on Litigation Hold. Does this meet the goal?

- A. Yes
- B. No

Answer: A

NEW QUESTION 31

- (Topic 5)

You have a Microsoft 365 subscription that uses Teams.

You have a room in Teams Rooms that contains a panel mounted at the entrance. You need to ensure that the panel displays a maximum room occupancy notification. What should you configure?

- A. a conciliation profile
- B. a notification rule
- C. an app setup policy
- D. a meeting policy

Answer: B

NEW QUESTION 32

- (Topic 5)

Your company has a Microsoft 365 subscription. The company uses Microsoft Teams.

You need to ensure that only Microsoft apps can be used in Microsoft Teams. What should you do from the Microsoft Teams admin center?

- A. From the global app setup policy, disable the Upload custom apps setting.
- B. From the Org-wide app settings, disable the Allow interaction with custom apps setting.
- C. From the Org-wide app settings, disable the Allow third party or custom apps setting.
- D. From the global app permission policy, enable the Allow All Apps setting for Microsoft apps.

Answer: C

Explanation:

Reference:

<https://docs.microsoft.com/en-us/microsoftteams/teams-custom-app-policies-and-settings#org-wide-custom-app-setting>

NEW QUESTION 36

- (Topic 5)

Your company has a Microsoft 365 subscription.

You have a Microsoft Teams team named Sales that is set to Private.

Users report that they can view the Sales team from a list of suggested teams. You need to hide the team from the list of suggested teams.

What should you do from the Microsoft Teams client?

- A. Modify the Team discovery settings.
- B. Select the Hide team option.
- C. Modify the team privacy settings.
- D. Modify the team member permissions.

Answer: A

Explanation:

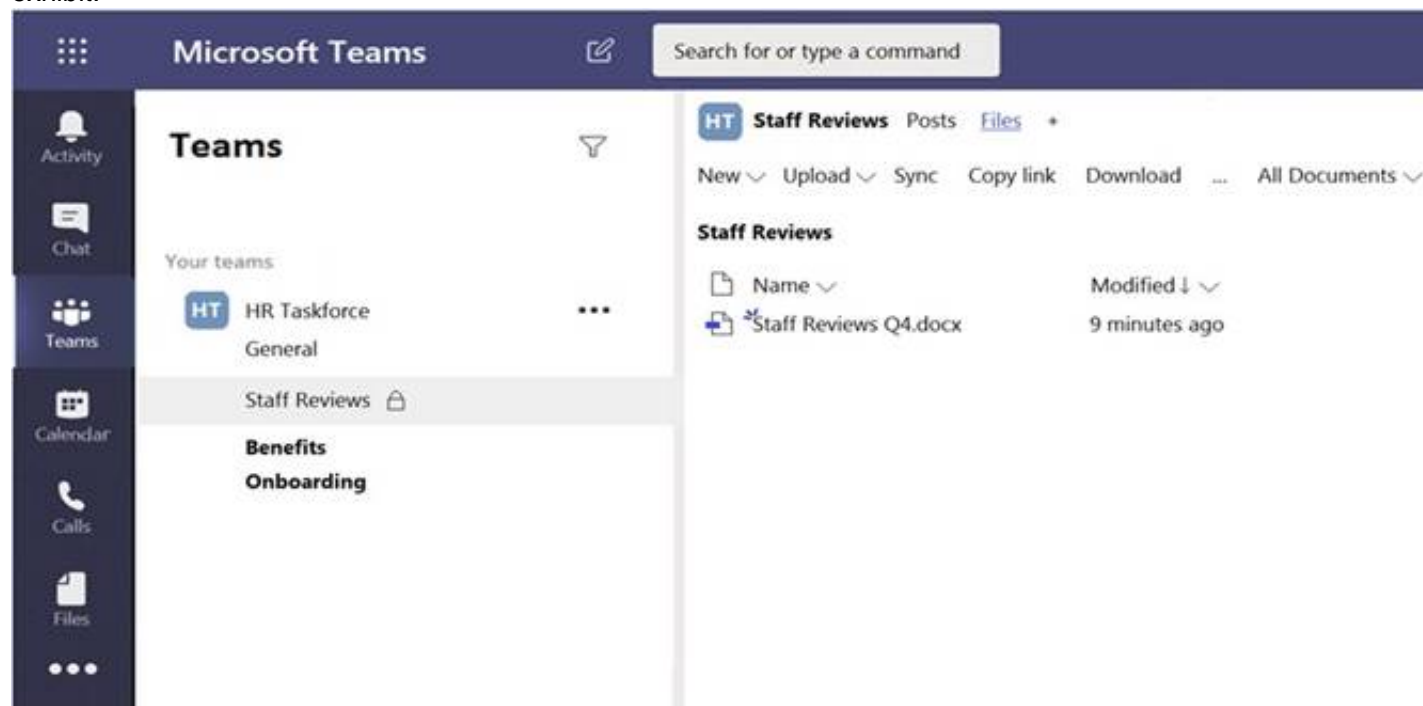
Reference:

<https://docs.microsoft.com/en-us/microsoftteams/manage-discovery-of-private-teams#set-whether-existingprivate-teams-are-discoverable>

NEW QUESTION 39

HOTSPOT - (Topic 5)

Your company has a Microsoft Teams deployment that contains a team named HR Taskforce. The members of HR Taskforce are shown in the HR Taskforce exhibit.



The members of a private channel named Staff Reviews are shown in the Members exhibit.

The files in the Staff Reviews channel are shown in the Files exhibit.

For each of the following statements, select Yes if the statement is true. Otherwise, select No.
 NOTE: Each correct selection is worth one point

| Statements | Yes | No |
|--|-----------------------|-----------------------|
| A user named Megan Bowen can view the name, description, and owner of the Staff Reviews channel. | <input type="radio"/> | <input type="radio"/> |
| A user named Megan Bowen can open the Staff Reviews Q4.docx file. | <input type="radio"/> | <input type="radio"/> |
| A user named Megan Bowen can add new members to the Staff Reviews channel. | <input type="radio"/> | <input type="radio"/> |

- A. Mastered
 B. Not Mastered

Answer: A

Explanation:

| Statements | Yes | No |
|--|----------------------------------|----------------------------------|
| A user named Megan Bowen can view the name, description, and owner of the Staff Reviews channel. | <input checked="" type="radio"/> | <input type="radio"/> |
| A user named Megan Bowen can open the Staff Reviews Q4.docx file. | <input type="radio"/> | <input checked="" type="radio"/> |
| A user named Megan Bowen can add new members to the Staff Reviews channel. | <input type="radio"/> | <input checked="" type="radio"/> |

NEW QUESTION 41

- (Topic 5)

You have a Microsoft 365 subscription that uses Microsoft Teams and contains a user named User1.

User1 reports that the Meeting recording button is missing from the Microsoft Teams client. The user cannot record meetings.

You need to ensure that User1 meets the prerequisites to record Microsoft Teams meetings.

What should you do?

- A. From the Microsoft 365 admin center, enter Diag: Meeting Recording in the Need help? search box.
- B. From the Microsoft Teams admin center, use the Call Quality Dashboard (CQD).
- C. From the Microsoft 365 admin center, enter Diag: Missing Recording in the Need help? search box.
- D. From the Microsoft Teams admin center, use Teams advisor.

Answer: A

NEW QUESTION 46

SIMULATION - (Topic 4)

Task 9

You need to deploy the Microsoft Viva Connections app to Teams and install the app as the first item on the app bar of the Teams client for all users.

- A. Mastered
- B. Not Mastered

Answer: A

Explanation:

To deploy the Microsoft Viva Connections app to Teams and install the app as the first item on the app bar of the Teams client for all users, you need to use the Teams admin center and PowerShell. Here are the steps to follow:

? Sign in to the Teams admin center with your Microsoft 365 username and password1.

? In the left navigation, go to Teams apps > Manage apps.

? Click Upload and then select the Viva Connections app package that you created using PowerShell2. If you have not created the app package yet, you can follow the instructions in this article to do so.

? After uploading the app package, click on the app name and then click Publish.

? In the left navigation, go to Teams apps > Setup policies.

? Select an existing policy or create a new one by clicking Add.

? In the Setup policy pane, under Installed apps, click Add apps and then select the Viva Connections app from the list.

? Drag and drop the Viva Connections app to reorder it as the first item on the app bar.

? Click Save and then Close.

? To assign the setup policy to all users, you can use PowerShell to run the following cmdlet:

```
Get-CsOnlineUser | Grant-CsTeamsAppSetupPolicy -PolicyName "YourPolicyName"
```

Replace "YourPolicyName" with the name of the policy that you created or modified in step 6.

Note: It may take up to 24 hours for the changes to take effect.

Now, you have deployed and installed the Microsoft Viva Connections app to Teams as the first item on the app bar for all users.

NEW QUESTION 51

SIMULATION - (Topic 4)

Task 1

Your company is opening a branch office in Miami. The office uses a network range of 10.10.10.0/24.

You need to restrict Teams bandwidth to 1.000 Kbps for all the users working at the Miami office. The solution must NOT affect other offices.

- A. Mastered
- B. Not Mastered

Answer: A

Explanation:

To restrict Teams bandwidth by network range, you can use the Network Roaming Policy feature1. This feature allows you to define different media bit rate settings for different network locations based on the IP address ranges. Here are the steps to accomplish your task:

? Create a new network roaming policy with the desired media bit rate settings. For example, you can use the following PowerShell cmdlet to create a policy named "MiamiPolicy" with a maximum bit rate of 1000 Kbps for audio and video:

```
New-CsTeamsNetworkRoamingPolicy -Identity "MiamiPolicy" -MaxMediaBitRateKb 1000
```

? Assign the network roaming policy to the network range of the Miami office. You can use the following PowerShell cmdlet to assign the policy to the 10.10.10.0/24 network range:

```
New-CsTeamsNetworkRoamingPolicyAssignment -PolicyName "MiamiPolicy" -IPAddressRange "10.10.10.0/24"
```

? Verify that the policy is applied correctly by using the Get- CsTeamsNetworkRoamingPolicyAssignment cmdlet. You should see something like this:

```
Identity : 10.10.10.0/24 PolicyName : MiamiPolicy
```

```
IPAddressRange : 10.10.10.0/24 EffectiveTime : 8/1/2023 1:18:24 PM LastUpdateTime : 8/1/2023 1:18:24 PM
```

```
LastUpdateBy : admin@XXXXXXXXXXXX.onmicrosoft.com
```

```
LastUpdateBySid : S-1-5-21-XXXXXXXXXXXX-XXXXXXXXXX-XXXXXXXXXX-XXXXX
```

Note: You may need to wait for some time for the policy to take effect.

NEW QUESTION 56

SIMULATION - (Topic 4)

Task 7

You need to acquire a dedicated Microsoft dial-in bridge number from either 431 or 343 area codes in Canada.

- A. Mastered
- B. Not Mastered

Answer: A

Explanation:

To acquire a dedicated Microsoft dial-in bridge number from either 431 or 343 area codes in Canada, you need to use the Teams admin center to request and assign a service number. A service number is a type of phone number that can handle hundreds of simultaneous calls and is used for services such as audio conferencing, auto attendants, and call queues. Here are the steps to follow:

? Sign in to the Teams admin center with your Microsoft 365 username and password1.

? In the left navigation, go to Voice > Phone numbers.

? Click Add (+) and then select New service numbers.

? In the New service numbers pane, select the country or region as Canada, the number type as Toll or Toll-free, and the location as Manitoba (for 431 area code) or Ontario (for 343 area code).

? Enter the quantity of numbers that you need and then click Next.

? Review your order details and then click Submit request.

? Wait for an email confirmation that your request has been processed. This may take up to 24 hours.

? After you receive the confirmation email, go back to the Teams admin center and click Refresh on the Phone numbers page. You should see the new service numbers that you requested.

? To assign a service number to your audio conferencing bridge, go to Meetings > Conference bridges and then click Edit next to Default toll or toll-free number.

? In the Edit default toll or toll-free number pane, select one of the new service numbers that you acquired from the drop-down menu and then click Apply.

Now, you have acquired and assigned a dedicated Microsoft dial-in bridge number from either 431 or 343 area codes in Canada.

NEW QUESTION 61

SIMULATION - (Topic 4)

Task 11

You need to restrict external Teams communication for both calling and personal chat to only organizational users that use the microsoft.com domain.

A. Mastered

B. Not Mastered

Answer: A

Explanation:

To restrict external Teams communication for both calling and personal chat to only organizational users that use the microsoft.com domain, you need to use the Teams admin center to configure the external access settings. Here are the steps to follow:

? Sign in to the Teams admin center with your Microsoft 365 username and password.

? In the left navigation, go to Org-wide settings > External access.

? Under External access, turn on the toggle for Users can communicate with other Skype for Business and Teams users.

? Under Cross-tenant access settings, click Manage settings.

? In the Cross-tenant access settings pane, under Calling and chat, select Allow specific domains and then enter microsoft.com in the box below. This will allow your users to communicate with Microsoft users via calling and chat.

? Click Save.

Note: You also need to make sure that microsoft.com has configured their external access settings to allow communication with your domain. See Communicate with users from other organizations for more details.

NEW QUESTION 62

SIMULATION - (Topic 4)

Task 4

You need to add the following disclaimer as part of all Teams meeting invites: "Disclaimer: This meeting may be recorded for quality and training purposes."

A. Mastered

B. Not Mastered

Answer: A

Explanation:

To add a disclaimer to all Teams meeting invites, you can use the Exchange admin center to create a mail flow rule that applies the disclaimer to meeting requests. Here are the steps to follow:

? Sign in to the Exchange admin center with your Microsoft 365 username and password1.

? In the left navigation, go to Mail flow > Rules.

? Click Add (+) and then select Create a new rule.

? In the New rule pane, enter a name for the rule, such as "Meeting disclaimer".

? Under Apply this rule if, select A message header includes any of these words.

? In the Specify header name box, enter X-MS-Exchange-Calendar-Meeting- Request. This is a special header that identifies meeting requests2.

? In the Specify words or phrases box, enter True. This means that the rule will apply to any message that has the header set to True.

? Click Add and then OK.

? Under Do the following, select Append the disclaimer.

? In the Specify disclaimer text box, enter the disclaimer text that you want to add to the meeting invites, such as:

Disclaimer: This meeting may be recorded for quality and training purposes.

? Click Enter text and then OK.

? Under Choose a mode for this rule, select Enforce.

? Click Save.

Now, when you or anyone in your organization schedules a Teams meeting, the disclaimer will be added to the meeting invites automatically.

NEW QUESTION 67

SIMULATION - (Topic 4)

Task 2

You need to configure only the Teams meeting invites of Allan DeYoung to first show a

dial-in bridge number in Toronto, and then show then a dial-in bridge number in Pans in the body of his invites.

- A. Mastered
- B. Not Mastered

Answer: A

Explanation:

To configure the Teams meeting invites of Allan DeYoung to show a dial-in bridge number in Toronto and then a dial-in bridge number in Paris, you can use the Teams admin center to set the phone numbers included on his invites. Here are the steps to follow:

? Sign in to the Teams admin center with your Microsoft 365 username and password1.

? In the left navigation, go to Users and then select Allan DeYoung from the list of users.

? In the user details page, go to Meetings and then click Edit next to Audio Conferencing.

? In the Audio Conferencing pane, under Phone numbers, select Customized from the drop-down menu.

? In the Customized phone numbers box, enter the phone numbers that you want to include on Allan's invites, separated by commas. For example, you can enter: +1 416-555-1234 (Toronto), +33 1 55 55 55 55 (Paris)

? Click Save and then Close.

Now, when Allan DeYoung schedules a Teams meeting, his invites will show the Toronto and Paris dial-in bridge numbers in the body of his invites, in the order that you specified.

NEW QUESTION 71

- (Topic 3)

You need to implement the planned changes for the marketing department.

Which two actions should you perform? Each correct answer presents part of the solution.

NOTE: Each correct selection is worth one point.

- A. Set Join external shared channels to On for the Teams policy of the marketing department.
- B. From the Azure Active Directory admin center, configure the B2B direct connect outbound access settings for external users and groups.
- C. Set invite external users to shared channels to On for the Teams policy of the marketing department.
- D. From the Azure Active Directory admin center, configure the B2B direct connect inbound access settings for external users and groups.
- E. Set invite external users to shared channels to On for the Global (Org-wide default) Teams policy.

Answer: CD

NEW QUESTION 76

- (Topic 2)

You need to configure the IP phones to meet the device requirements. What is the minimum number of configuration profiles you should create?

- A. 1
- B. 2
- C. 3
- D. 4

Answer: B

NEW QUESTION 78

- (Topic 1)

You need to configure the environment to meet the technical requirements for guest users. What should you modify from the Microsoft Teams admin center?

- A. the global app permission policy
- B. the Org-wide settings
- C. the global meeting policy
- D. the global messaging policy

Answer: C

Explanation:

Microsoft Teams admin center > Org-wide settings > Guest access > Make private calls = off.

NEW QUESTION 82

- (Topic 1)

You need to configure the environment to meet the security requirements for team names. What should you do?

- A. From the Security & Compliance admin center, create a sensitivity label and a sensitivity policy.
- B. From the Microsoft Teams admin center, modify the Teams setting policies.
- C. From the Azure Active Directory admin center, upload a blocked word list for the group naming policy.

Answer: C

Explanation:

Reference:

<https://docs.microsoft.com/en-us/azure/active-directory/users-groups-roles/groups-naming-policy>

NEW QUESTION 84

HOTSPOT - (Topic 1)

During the pilot project, you review the global policies in the Microsoft Teams admin center. Contoso has a global meeting policy configured as shown in the following exhibit.

Participants & guests

Participant and guest settings let you control access to Teams meetings for people that dial in using a phone. [Learn more](#)

Let anonymous people start a meeting

On

Automatically admit people

Everyone in your organization and federated organizations

Allow dial-in users to bypass the lobby

Off

Allow Meet now in private meetings

On

Enable live captions

Enabled

Allow chat in meetings

Enabled

Contoso has a global live events policy configured as shown in the following exhibit.

Live events policies \ Global

Global

Description

Allow scheduling

On

Allow transcription for attendees

On

Who can join scheduled live events

Everyone

Who can record an event

Always record

Save

Cancel

For each of the following statements, select Yes if the statement is true. Otherwise, select No.
NOTE: Each correct selection is worth one point.

| Statements | Yes | No |
|---|-----------------------|-----------------------|
| The policies meet Requirement1 for meeting and live events. | <input type="radio"/> | <input type="radio"/> |
| The policies meet Requirement2 for meeting and live events. | <input type="radio"/> | <input type="radio"/> |
| The policies meet Requirement3 for meeting and live events. | <input type="radio"/> | <input type="radio"/> |

- A. Mastered
- B. Not Mastered

Answer: A

Explanation:

| Statements | Yes | No |
|---|----------------------------------|----------------------------------|
| The policies meet Requirement1 for meeting and live events. | <input checked="" type="radio"/> | <input type="radio"/> |
| The policies meet Requirement2 for meeting and live events. | <input checked="" type="radio"/> | <input type="radio"/> |
| The policies meet Requirement3 for meeting and live events. | <input type="radio"/> | <input checked="" type="radio"/> |

NEW QUESTION 89

HOTSPOT - (Topic 5)

Your company has a Microsoft Office 365 subscription. All users use an email domain named @adatum.com.
You have the guest access settings shown in the Guest Access exhibit. (Click the Guest Access tab.)

Dashboard

Teams

Devices

Locations

Users

Meetings

Messaging policies

Teams app

Voice

Analytics & reports

Assignments

Org-wide settings

External access

Guest access

Teams settings

Teams upgrade

Network planner

Legacy portal

Call quality dashboard

Firstline Worker configu...

Guest access

Guest access in Teams lets people outside your organization access teams and channels. You can use the settings below to control which features guest users can or can't use. [Learn more](#)

Allow guest access in Teams

On

Calling

Manage calling specific controls for guest users.

Make private calls

On

Meeting

Turn on or turn off settings for guests in meetings.

Allow IP video

On

Screen sharing mode

Disabled

Allow Meet Now

On

Messaging

Turn on or turn off settings for guests in chats or channel conversations.

Edit sent messages

On

Delete sent messages

On

Chat

On

Use Giphys in conversations

Off

Giphy content rating

Strict

Use Memes in conversations

On

Use Stickers in conversations

Off

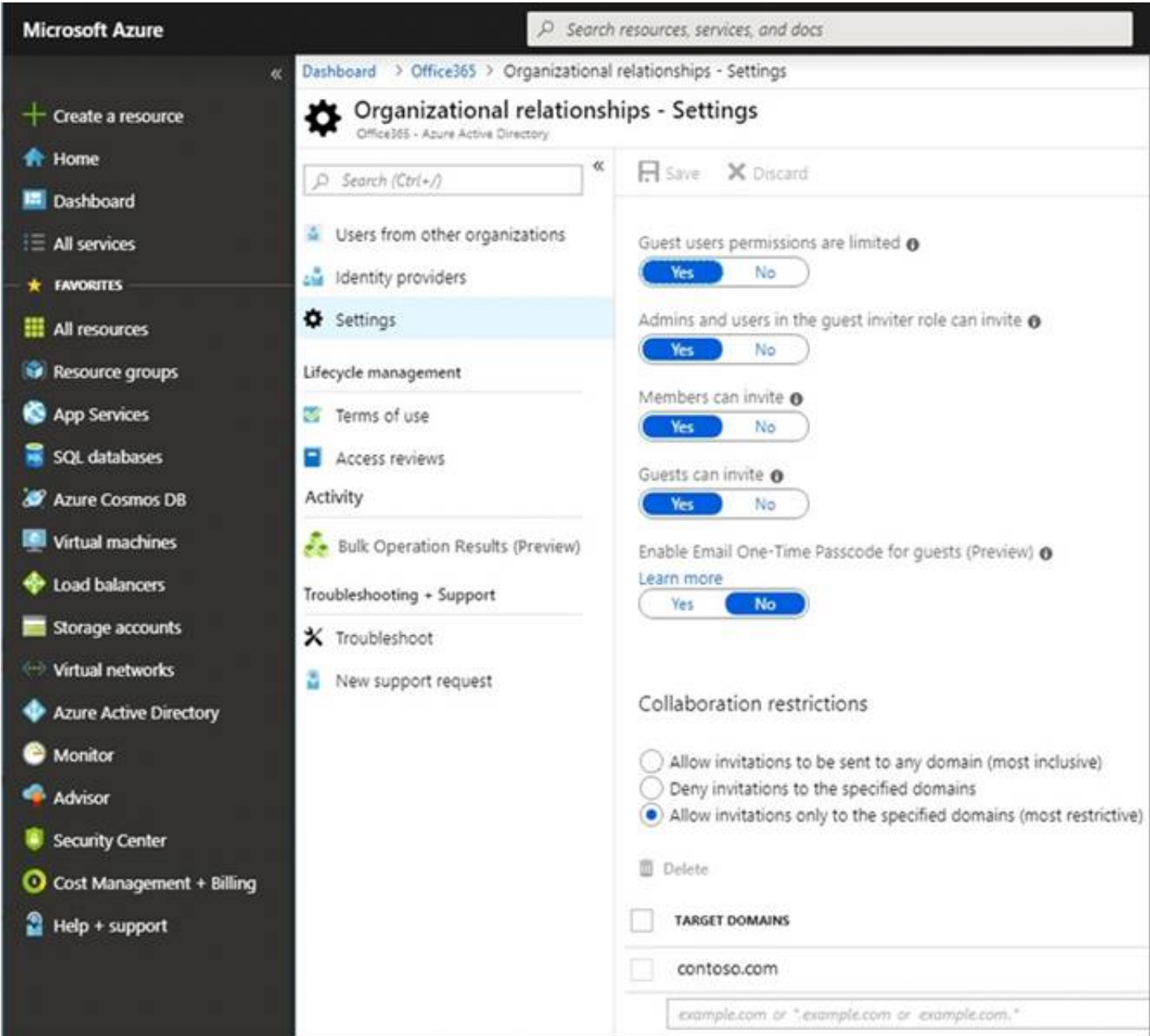
Allow immersive reader for viewing messages

On

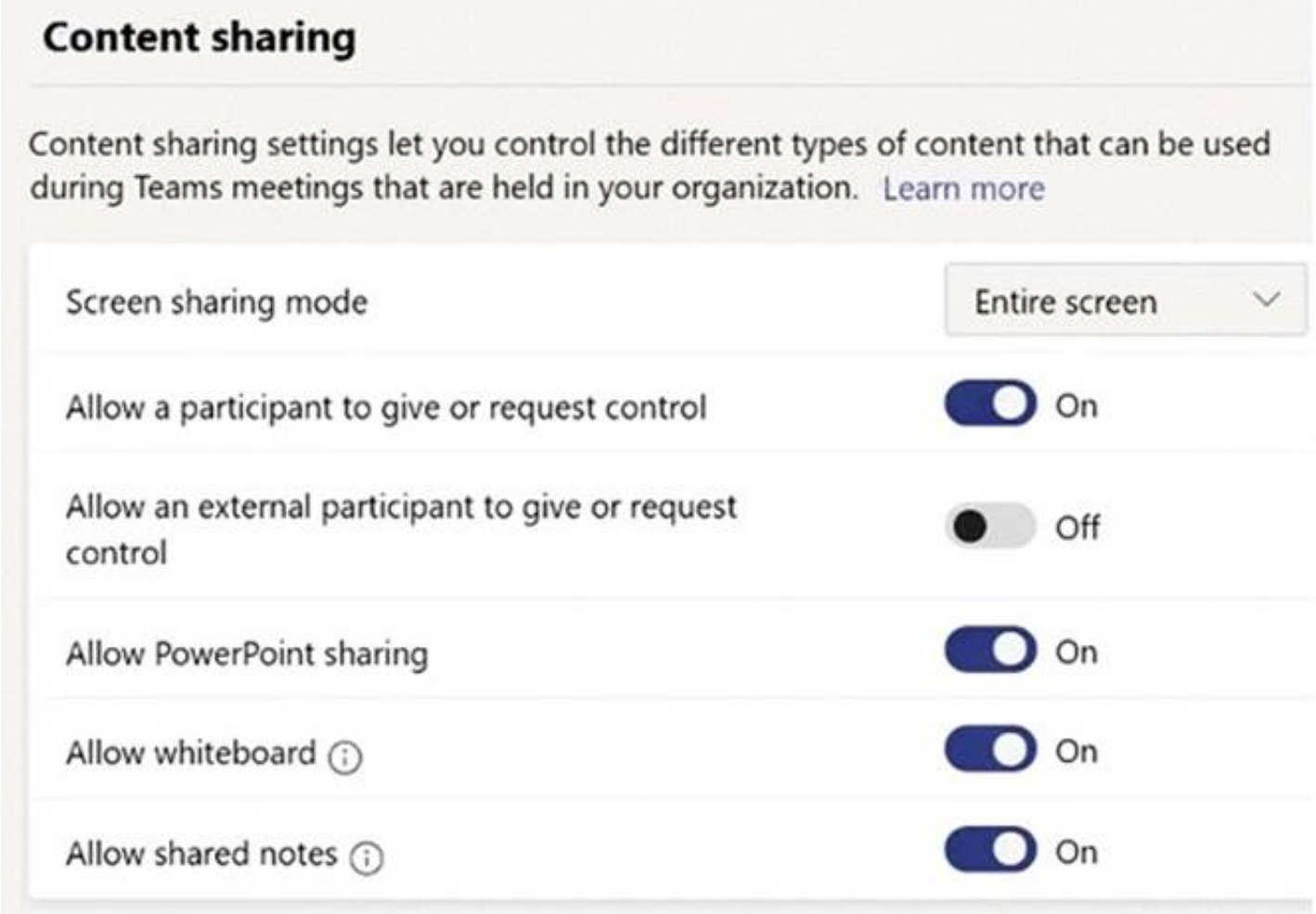
Save

Discard

You have the organizational relationship settings shown in the Organizational Relationship exhibit. (Click Organizational Relationship tab.)



You have a meeting policy that is configured as shown in the Meeting Policy exhibit. (Click the Meeting Policy tab.)



For each of the following statements, select Yes if the statement is true. Otherwise, select No.
NOTE: Each correct selection is worth one point.

| Statements | Yes | No |
|--|-----------------------|-----------------------|
| Users at your company can share their screen with guest users during meetings. | <input type="radio"/> | <input type="radio"/> |
| Users at your company can add users from a company that uses an email domain of fabrikam.com to teams. | <input type="radio"/> | <input type="radio"/> |
| Users at your company can add users from a company that uses an email domain of contoso.com to teams. | <input type="radio"/> | <input type="radio"/> |

- A. Mastered
- B. Not Mastered

Answer: A

Explanation:

| Statements | Yes | No |
|--|----------------------------------|----------------------------------|
| Users at your company can share their screen with guest users during meetings. | <input type="radio"/> | <input checked="" type="radio"/> |
| Users at your company can add users from a company that uses an email domain of fabrikam.com to teams. | <input type="radio"/> | <input checked="" type="radio"/> |
| Users at your company can add users from a company that uses an email domain of contoso.com to teams. | <input checked="" type="radio"/> | <input type="radio"/> |

NEW QUESTION 93

DRAG DROP - (Topic 5)

You have a Microsoft 365 subscription that uses Microsoft Teams and contains three users named User1, User2, and User3.

You need to configure Microsoft Teams to meet the following requirements:

- ? Prevent User1 and User2 from creating private channels.
- ? Ensure that User3 can control who can create private channels.
- ? Minimize administrative effort.

Which three actions should you perform in sequence? To answer, move all actions from the list of actions to the answer area and arrange them in the correct order.

NOTE: More than one order of answer choices is correct. You will receive credit for any of the correct orders you select.

Actions

Create a distribution list named dist1. To dist1, add User1 and User2 as members and add User3 as the owner

Create an update policy named Policy1 and set Show preview features to On

Add a teams policy named Policy1 and set Create private channels to Off

Edit the properties of User1 and User2 and set Teams policy to Policy1

Create a Microsoft Teams group policy assignment and assign Policy1 to dist1

Answer Area

>

<

- A. Mastered
- B. Not Mastered

Answer: A

Explanation:

| Actions | Answer Area |
|---|---|
| Create a distribution list named dist1. To dist1, add User1 and User2 as members and add User3 as the owner | Create a distribution list named dist1. To dist1, add User1 and User2 as members and add User3 as the owner |
| Create an update policy named Policy1 and set Show preview features to On | |
| Add a teams policy named Policy1 and set Create private channels to Off | Add a teams policy named Policy1 and set Create private channels to Off |
| Edit the properties of User1 and User2 and set Teams policy to Policy1 | |
| Create a Microsoft Teams group policy assignment and assign Policy1 to dist1 | Create a Microsoft Teams group policy assignment and assign Policy1 to dist1 |

NEW QUESTION 98

- (Topic 5)

Your company uses Teams.

You plan to deploy Teams to a branch office that has limited bandwidth.

Which Two features can he used when the Teams client has a bandwidth restriction of 150 kilobit/s up and 150 kilobit/s down? Each correct answer presents a complete solution.

NOTE: Each correct selection is worth one point.

- A. one-to-one seen sharing
- B. one-to-one video
- C. video during meetings
- D. screen sharing during meetings
- E. audio during meetings

Answer: CD

NEW QUESTION 99

- (Topic 5)

Your company has a Microsoft Office 365 subscription. All users can create private channels.

You need to prevent specific users from creating private channels. What should you create from the Microsoft Teams admin center?

- A. a Teams policy
- B. a meeting policy
- C. a setup policy
- D. a permission policy

Answer: A


NEW QUESTION 101

HOTSPOT - (Topic 5)

You have a Microsoft 365 E5 subscription that contains a Microsoft Teams team named Sales Team. Sales Team contains the members shown in the following table.

| Name | Role |
|-------|--------|
| User1 | Owner |
| User2 | Owner |
| User3 | Member |
| User4 | Member |

You create a channel named Sales Project and configure the Channel moderation settings as shown in the following exhibit.


Sales Team > Sales Project ...

Channel Settings
Analytics

Permissions

Set channel moderation preferences
Channel moderation
On

Who are the moderators?
Team owners
Manage

Who can start new post?
Only moderators
Team member permissions
☐ Allow members to reply to channel messages
☒ Allow bots to submit channel messages
☒ Allow connectors to submit channel messages

For each of the following statements, select Yes if the statement is true. Otherwise, select No.
 NOTE: Each correct selection is worth one point.

| Statements | Yes | No |
|--|-----------------------|-----------------------|
| User1 can reply to channel messages. | <input type="radio"/> | <input type="radio"/> |
| User2 can add User4 as a moderator of the Sales Project channel. | <input type="radio"/> | <input type="radio"/> |
| User3 can start a new post in the Sales Project channel. | <input type="radio"/> | <input type="radio"/> |

- A. Mastered
 B. Not Mastered

Answer: A

Explanation:

Graphical user interface, text Description automatically generated

NEW QUESTION 103

HOTSPOT - (Topic 5)

You have a Microsoft 365 subscription that uses Microsoft Teams and contains a user named User1 and three groups named Group1 , Group2 and Group3. User1 is a member of Group1, Group2, and Group3.

The subscription has the meeting policies shown in the following table.

| Name | Configuration |
|---------------------------|---|
| Global (Org-wide default) | Meet now in channels: On Transcription: Off |
| Policy1 | Meet now in channels: Off Transcription: Off |
| Policy2 | Meet now in channels: On Transcription: Off |

| Statements | Yes | No |
|--|-----------------------|-----------------------|
| Meet now in channels is turned off for User1. | <input type="radio"/> | <input type="radio"/> |
| Transcription is turned off for User1. | <input type="radio"/> | <input type="radio"/> |
| The Global (Org-wide default) policy applies to User1. | <input type="radio"/> | <input type="radio"/> |

- A. Mastered
- B. Not Mastered

Answer: A

Explanation:

| Statements | Yes | No |
|--|----------------------------------|----------------------------------|
| Meet now in channels is turned off for User1. | <input checked="" type="radio"/> | <input type="radio"/> |
| Transcription is turned off for User1. | <input checked="" type="radio"/> | <input type="radio"/> |
| The Global (Org-wide default) policy applies to User1. | <input type="radio"/> | <input checked="" type="radio"/> |

NEW QUESTION 108

- (Topic 5)

Your company has a Microsoft 365 subscription.

The company deploys Microsoft Teams for 5,000 users.

You need to generate a report that contains the following information:

The number of active Microsoft Teams users during the last seven days. The number of active team channels during the last seven days.

Which usage reports should you run?

- A. Teams device usage
- B. Teams live event usage
- C. Teams user activity
- D. Teams usage

Answer: D

Explanation:

Reference:

<https://docs.microsoft.com/en-us/microsoftteams/teams-analytics-and-reports/teams-usage-report>

NEW QUESTION 111

- (Topic 5)

Note: This question is part of a series of questions that present the same scenario. Each question in the series contains a unique solution that might meet the stated goals. Some question sets might have more than one correct solution, while others might not have a correct solution.

After you answer a question in this section, you will NOT be able to return to it. As a result, these questions will not appear in the review screen.

Your company has 10 offices in North America and Europe. The company has 5,000 users.

You plan to deploy Microsoft Teams for all the users. You run a pilot project for the planned deployment.

You need to identify the network packet loss from the pilot computers to Microsoft Teams during calls.

Solution: You run the Network Testing Companion. Does this meet the goal?

- A. Yes
- B. No

Answer: B

Explanation:

Reference:

<https://docs.microsoft.com/en-us/microsoftteams/turning-on-and-using-call-quality-dashboard>

NEW QUESTION 114

- (Topic 5)

Your company has a Microsoft 365 subscription.

You need to prevent only users in the company's research department from deleting chat messages.

What should you do first from the Microsoft Teams admin center?

- A. Configure the Meeting settings.
- B. Create a new messaging policy.
- C. Modify the global messaging policy.
- D. Create a new meeting policy.

Answer: B

NEW QUESTION 116

- (Topic 5)

You have a Microsoft 365 E5 subscription that uses Teams.

You need to ensure that all the files in Teams channels are stored for at least one year after the files are deleted. What should you do?

- A. Create an Audit retention policy.
- B. Enable Customer Lockbox.
- C. Create a data loss prevention (DIP) policy for Teams chat and channel messages.
- D. Create a retention policy for Microsoft SharePoint sites.

Answer: D

Explanation:

<https://docs.microsoft.com/en-us/microsoft-365/compliance/retention-policies-teams?view=o365-worldwide>

NEW QUESTION 118

- (Topic 5)

You have a Microsoft 365 subscription. You plan to implement Microsoft Teams.

You need to perform network quality and connectivity tests from an on-premises network to Microsoft 365 Online services by using the Network Testing Companion

You install the Network Testing Companion module on a local Windows 10 device. Which additional software should you install to perform the tests?

- A. the Microsoft Teams desktop client
- B. Network Assessment Tool
- C. Windows Assessment Toolkit
- D. Windows Performance Analyzer (WPA)

Answer: B

Explanation:

According to the Microsoft documentation¹, the Network Testing Companion is a PowerShell module that allows you to perform network quality and connectivity tests from an on-premises network to Microsoft 365 Online services by using the Network Testing Companion. The Network Testing Companion module requires the following software to be installed on the local Windows 10 device:

? PowerShell 5.1 or later

? .NET Framework 4.7.2 or later

? Microsoft Teams Network Assessment Tool

The Microsoft Teams Network Assessment Tool is a tool that tests the connectivity to various Teams servers deployed in the Microsoft Azure network. It measures network performance by streaming packets to the nearest edge site and back for a configurable amount of time².

Therefore, based on this information, the correct answer is B. Network Assessment Tool. This tool is required to perform network quality and connectivity tests by using the Network Testing Companion module. The other options are either not related to network testing (the Microsoft Teams desktop client and Windows Performance Analyzer) or not required for the Network Testing Companion module (Windows Assessment Toolkit).

NEW QUESTION 122

- (Topic 5)

Note: This question is part of a series of questions that present the same scenario. Each question in the series contains a unique solution that might meet the stated goals. Some question sets might have more than one correct solution, while others might not have a correct solution.

After you answer a question in this section, you will NOT be able to return to it. As a result, these questions will not appear in the review screen.

Your company has a Microsoft 365 subscription.

You plan to configure the environment to allow external users to collaborate in Microsoft Teams by using guest access.

The company implements a new security policy that has the following requirements:

? Only guest users from specific domains must be allowed to connect to collaborate by using Microsoft Teams.

? Guest users must be prevented from inviting other guests.

You need to recommend a solution to meet the security policy requirements.

Solution: From PowerShell, you run the New-AzureADPolicy and Set-AzureADPolicy cmdlets.

Does this meet the goal?

- A. Yes
- B. No

Answer: B

Explanation:

<https://www.petri.com/azure-active-directory-external-collaboration-policy>

NEW QUESTION 127

- (Topic 5)

You have a Microsoft 365 subscription that uses Microsoft Teams and 300 Microsoft Teams-certified IP phones.

You need to locate, group, and filter the IP phones based on keywords. What should you use?

- A. device tags
- B. reporting labels
- C. a configuration profile
- D. a label policy

Answer: A

Explanation:

Reference:

<https://docs.microsoft.com/en-us/microsoftteams/devices/manage-device-tags>

NEW QUESTION 130

- (Topic 5)
Your company uses Teams.
A user named User1 cannot invite guest users to Teams.
What should you recommend using to identify the cause of the issue?

- A. Microsoft Teams Network Assessment Tool
- B. Teams advisor
- C. Microsoft 365 network connectivity test tool
- D. self-help diagnostics

Answer: D

NEW QUESTION 135

DRAG DROP - (Topic 5)
You have a Microsoft 365 E5 subscription that contains a Microsoft Teams team named Confidential. You need to ensure that guest users cannot be added to the Confidential team.
How should you complete the PowerShell script? To answer, drag the appropriate values to the correct targets. Each value may be used once, more than once, or not at all. You may need to drag the split bar between panes or scroll to view content.

Values

Get-AzureADDirectorySetting

Get-AzureADDirectorySettingTemplate

Get-AzureADGroup

Get-AzureADHISGroup

Set-AzureADGroup

Set-AzureADHISGroup

Answer Area

```
$GroupName = "<GroupName>"  
Connect-AzureAD  
$template =  | ? {$_.displayname -eq "group.unified.guest"}  
$settingsCopy = $template.CreateDirectorySetting()  
$settingsCopy["AllowToAddGuests"]=$False  
$groupId= (  -SearchString $GroupName).ObjectId  
New-AzureADObjectSetting -TargetType Groups -TargetObjectId $groupId -DirectorySetting $settingsCopy
```

- A. Mastered
- B. Not Mastered

Answer: A

Explanation:

Values

Get-AzureADDirectorySetting

Get-AzureADDirectorySettingTemplate

Get-AzureADGroup

Get-AzureADHISGroup

Set-AzureADGroup

Set-AzureADHISGroup

Answer Area

```
$GroupName = "<GroupName>"  
Connect-AzureAD  
$template =  | ? {$_.displayname -eq "group.unified.guest"}  
$settingsCopy = $template.CreateDirectorySetting()  
$settingsCopy["AllowToAddGuests"]=$False  
$groupId= (  -SearchString $GroupName).ObjectId  
New-AzureADObjectSetting -TargetType Groups -TargetObjectId $groupId -DirectorySetting $settingsCopy
```

NEW QUESTION 138

HOTSPOT - (Topic 5)
Your company has a Microsoft 365 subscription that uses Phone System.
You need to configure the environment to the meet the following requirements:
? Only users in the company's sales department must have Call forwarding and simultaneous ringing to external phone numbers set to Off.
? Only users in the marketing department must have Inbound calls can be routed to call groups set to Off.
? All outbound calls to the PSTN must use the auto attendant number as the caller ID.
What is the minimum number of policies that should be created? To answer, select the appropriate options in the answer area.
NOTE: Each correct selection is worth one point.

Caller ID policies:

▼

0

1

2

Call park policies:

▼

0

1

2

Calling policies:

▼

0

1

2

- A. Mastered
- B. Not Mastered

Answer: A

Explanation:

Caller ID policies:

| | |
|---|---|
| | ▼ |
| 0 | |
| 1 | |
| 2 | |

Call park policies:

| | |
|---|---|
| | ▼ |
| 0 | |
| 1 | |
| 2 | |

Calling policies:

| | |
|---|---|
| | ▼ |
| 0 | |
| 1 | |
| 2 | |

NEW QUESTION 142

- (Topic 5)

Your company uses Teams Calling Plans.

When a user places a Teams call to an ambulance service, you need to ensure that a notification is also sent to the main receptionist of the company. What should you configure?

- A. a voice routing policy
- B. an emergency calling policy
- C. a calling policy
- D. a caller ID policy

Answer: B

Explanation:

you should configure an emergency calling policy to define what happens when a Teams user in your organization makes an emergency call. You can set who to notify and how they are notified when a user who is assigned the policy calls emergency services. For example, you can configure policy settings to automatically notify your organization's main receptionist and have them listen in emergency calls.

To create a custom emergency calling policy, you can follow these steps1:

? In the left navigation of the Microsoft Teams admin center, go to Voice > Emergency policies, and then click the Calling policies tab.

? Click Add.

? Enter a name and description for the policy.

? Set how you want to notify people in your organization, typically the main receptionist, when an emergency call is made. To do this, under Notification mode, select one of the following:

? Set the Emergency service disclaimer to show a banner to remind your end users to confirm their emergency location.

NEW QUESTION 147

HOTSPOT - (Topic 5)

You have a Microsoft 365 subscription that uses Microsoft Teams and contains the users shown in the following table.

| Name | Role | Azure Active Directory (Azure AD) license | Microsoft 365 license |
|--------|--------------------|---|-----------------------|
| User1 | User administrator | Azure Active Directory Premium Plan1 | Enterprise E5 |
| User2 | None | Azure Active Directory Premium Plan1 | Enterprise E5 |
| User3 | None | Azure Active Directory Premium Plan2 | Enterprise E5 |
| User4 | None | Azure Active Directory Premium Plan2 | Enterprise E5 |
| Guest1 | None | None | None |

You have the team shown in the following table.

| Name | Owner | Members and guests |
|----------|-------|--------------------------|
| Project1 | User2 | User3 User4 Guest1 |

A new access review needs to be created for Project1.

For each of the following statements, select Yes if the statement is true. Otherwise, select No.

NOTE: Each correct selection is worth one point.

| Statements | Yes | No |
|--|-----------------------|-----------------------|
| User1 can create and manage the access review. | <input type="radio"/> | <input type="radio"/> |
| User2 can be assigned as a reviewer of the access review. | <input type="radio"/> | <input type="radio"/> |
| Guest1 can be assigned as a reviewer of the access review. | <input type="radio"/> | <input type="radio"/> |

- A. Mastered
- B. Not Mastered

Answer: A

Explanation:

| Statements | Yes | No |
|--|----------------------------------|----------------------------------|
| User1 can create and manage the access review. | <input checked="" type="radio"/> | <input type="radio"/> |
| User2 can be assigned as a reviewer of the access review. | <input checked="" type="radio"/> | <input type="radio"/> |
| Guest1 can be assigned as a reviewer of the access review. | <input type="radio"/> | <input checked="" type="radio"/> |

NEW QUESTION 152

DRAG DROP - (Topic 5)

Your company uses Microsoft Teams and has an auto attendant named AA1. A user named User1 has a phone number of 613-555-1234. You need to assign the phone number to AA1.

Which three actions should you perform in sequence in the Microsoft Teams admin center? To answer, move the appropriate actions from the list of actions to the answer area and arrange them in the correct order.

Actions

Order a new phone number.

Release the phone number.

Unassign the phone number from User1.

Create a new case and set Case type to **Inventory type change – change inventory type of my phone number(s).**

Assign the phone number to AA1.

>

<

Answer Area

&u2191

&u2193

- A. Mastered
- B. Not Mastered

Answer: A

Explanation:

Actions

Order a new phone number.

Release the phone number.

Unassign the phone number from User1.

Create a new case and set Case type to **Inventory type change – change inventory type of my phone number(s).**

Assign the phone number to AA1.

>

<

Answer Area

Unassign the phone number from User1.

Create a new case and set Case type to **Inventory type change – change inventory type of my phone number(s).**

Assign the phone number to AA1.

&u2191

&u2193

NEW QUESTION 154

DRAG DROP - (Topic 5)

You have a Microsoft 365 E5 subscription that uses Microsoft Teams.

You need to ensure that the users in your organization can communicate with external users who use Teams for personal use.

How should you complete the PowerShell cmdlets? To answer, drag the appropriate values to the correct targets. Each value may be used once, more than once, or not at all. You may need to drag the split bar between panes or scroll to view content.

NOTE: Each correct selection is worth one point.

Values

-AllowFederatedUsers

-AllowTeamsConsumer

-AllowedDomains

-AllowPublicUsers

Answer Area

Set-CsTenantFederationConfiguration

\$true

\$true

- A. Mastered
- B. Not Mastered

Answer: A

Explanation:

Values

-AllowFederatedUsers

-AllowTeamsConsumer

-AllowedDomains

-AllowPublicUsers

Answer Area

Set-CsTenantFederationConfiguration

-AllowFederatedUsers

\$true

-AllowTeamsConsumer

\$true

NEW QUESTION 155

HOTSPOT - (Topic 5)

You have a Microsoft Office 365 subscription. You need to meet the following requirements:

- ? Pin specific apps to the Microsoft Teams app bar.
- ? Prevent users from installing third-party apps published in the Teams app store.
- ? Prevent users from pinning apps to the Microsoft Teams app bar.

What should you use to meet each requirement? To answer, select the appropriate options in the answer area.

NOTE: Each correct selection is worth one point.

Pin specific apps to the app bar:

App permission policies

App setup policies

Microsoft Teams policies

Microsoft Teams settings

Prevent users from pinning apps to the app bar:

App permission policies

App setup policies

Microsoft Teams policies

Microsoft Teams settings

Prevent users from installing third-party apps
published to the Teams app store:

App permission policies

App setup policies

Microsoft Teams policies

Microsoft Teams settings

- A. Mastered
- B. Not Mastered

Answer: A

Explanation:

Pin specific apps to the app bar:

▼

| |
|--------------------------|
| App permission policies |
| App setup policies |
| Microsoft Teams policies |
| Microsoft Teams settings |

Prevent users from pinning apps to the app bar:

▼

| |
|--------------------------|
| App permission policies |
| App setup policies |
| Microsoft Teams policies |
| Microsoft Teams settings |

Prevent users from installing third-party apps
published to the Teams app store:

▼

| |
|--------------------------|
| App permission policies |
| App setup policies |
| Microsoft Teams policies |
| Microsoft Teams settings |

NEW QUESTION 158

- (Topic 5)

Note: This question is part of a series of questions that present the same scenario. Each question in the series contains a unique solution that might meet the stated goals. Some question sets might have more than one correct solution, while others might not have a correct solution.
 After you answer a question in this section, you will NOT be able to return to it. As a result, these questions will not appear in the review screen.
 You have a Microsoft 365 subscription that contains several Microsoft SharePoint Online sites.
 You need to ensure that the content stored in a SharePoint modern team site named Sales is available from Microsoft Teams. The solution must ensure that when a new channel is added to a team, a folder for the channel is created in the Sales site.
 Solution: From the Sales site, you use the Create a Team option. Does this meet the goal?

- A. Yes
- B. No

Answer: B

Explanation:

Reference:
<https://techcommunity.microsoft.com/t5/microsoft-sharepoint-blog/what-is-modern-sharepoint-and-why-should-i-care/ba-p/161941>

NEW QUESTION 159

- (Topic 5)

You have a Microsoft 365 E5 subscription that uses Teams.
 When you attempt to create a new sensitivity label for Teams, you discover that the Groups & sites option is unavailable as shown in the following exhibit.

Define the scope for this label


Labels can be applied directly to files, emails, containers like SharePoint sites and Teams, schematized data assets, and more. Let us know where you want this label to be used so you can configure the applicable protection settings. [Learn more about label scopes](#)

☒
Files & emails

Configure encryption and content marking settings to protect labeled emails and Office files. Also define auto-labeling conditions to automatically apply this label to sensitive content in Office, files in Azure, and more.


☐
Groups & sites

Configure privacy, access control, and other settings to protect labeled Teams, Microsoft 365 Groups, and SharePoint sites.


 To apply sensitivity labels to Teams, SharePoint sites, and Microsoft 365 Groups, you must first complete these steps to enable the feature.

☐
Schematized data assets (preview)

Apply labels to files and schematized data assets in Microsoft Purview Data Map. Schematized data assets include SQL, Azure SQL, Azure Synapse, Azure Cosmos, AWS RDS, and more.


 To apply this label to schematized data assets, you must first turn on labeling for Microsoft Purview Data Map. You can do this from the Labels page. [Learn more about labeling for Microsoft Purview Data Map](#)



You need to be able to select Groups & sites when you create the sensitivity label. Which cmdlet should you run?

- A. Set-Uni-fiedQgroup
- B. Set-AzureADDirectorySetting
- C. Set - SPOsiteoffice365Group
- D. Set-CsTeamsEnhancedEncryptionPolicy

Answer: B

NEW QUESTION 160

- (Topic 5)

You have a Microsoft 365 E5 subscription that is linked to an Azure Active Directory (Azure AD) tenant. The tenant contains the groups shown in the following table.

| Name | Type |
|--------|-----------------------|
| Group1 | Distribution |
| Group2 | Security |
| Group3 | Microsoft 365 |
| Group4 | Mail-enabled security |

You need to create a new team by using the Microsoft Teams client. Which group can you use to create the new team?

- A. Group4
- B. Group1
- C. Group2
- D. Group3

Answer: D

Explanation:

Reference:

<https://support.microsoft.com/en-us/office/create-a-team-from-an-existing-group-24ec428e-40d7-4a1a-ab87-29be7d145865>

NEW QUESTION 164

- (Topic 5)

Your company uses Microsoft Teams.

You need to configure an auto attendant that will use a Direct Routing phone number to receive incoming calls.

Which type of license do you require?

- A. Microsoft 365 E3
- B. Microsoft 365 Phone System - Virtual User
- C. the Advanced Communications add-on for Teams
- D. Microsoft 365 Business Standard

Answer: B

NEW QUESTION 169

HOTSPOT - (Topic 5)

You have a Microsoft 365 subscription that uses Teams.

You need to implement a compliance solution that meets the following requirements:

- Applies a watermark to the video feed of every user
 - Enables end-to end encryption for meetings
- Which add-on license should you assign to the users, and which Teams feature will be disabled when using the solution? To answer, select the appropriate options in the answer area.
- NOTE: Each correct selection is worth one point.

Answer Area

Add-on license:

Microsoft Teams Premium

Audio Conferencing

Communications Credits

Microsoft Teams Premium

Priva Privacy Risk Management

Feature:

Meeting recording

Chat during meetings

Meeting recording

Screen sharing

Sharing content during meetings

- A. Mastered
B. Not Mastered

Answer: A

Explanation:

Answer Area

Add-on license:

Microsoft Teams Premium

Audio Conferencing

Communications Credits

Microsoft Teams Premium

Priva Privacy Risk Management

Feature:

Meeting recording

Chat during meetings

Meeting recording

Screen sharing

Sharing content during meetings

NEW QUESTION 174

- (Topic 5)
You have a Microsoft 365 E5 subscription that uses Teams.
You need to integrate Microsoft 365 Defender with Teams to prevent users from uploading malicious files to a Teams channel.
What should you do first?

- A. Turn on the Built-in protection (Microsoft) Safe Links policy.
B. From Safe Links, edit the Global settings.
C. From Safe Attachments, edit the Global settings.
D. Create a Sate Attachments policy.

Answer: C

NEW QUESTION 179

- (Topic 5)
Your company has a Microsoft 365 subscription. The company has a main office in Chicago.
The company opens a new office in Toronto that has 500 users.
You need to ensure that the correct address is available to emergency responders. What should you do?

- A. Create a configuration profile and assign the profile to the device of each user.
B. Add an emergency address, and then modify each phone number.
C. Add an emergency address, and then modify each user.
D. Create a calling policy and assign the policy to each user.

Answer: B

Explanation:

<https://docs.microsoft.com/en-us/microsoftteams/assign-change-emergency-location-user>

NEW QUESTION 181

.....

Thank You for Trying Our Product

We offer two products:

1st - We have Practice Tests Software with Actual Exam Questions

2nd - Questons and Answers in PDF Format

MS-700 Practice Exam Features:

- * MS-700 Questions and Answers Updated Frequently
- * MS-700 Practice Questions Verified by Expert Senior Certified Staff
- * MS-700 Most Realistic Questions that Guarantee you a Pass on Your FirstTry
- * MS-700 Practice Test Questions in Multiple Choice Formats and Updatesfor 1 Year

100% Actual & Verified — Instant Download, Please Click
[Order The MS-700 Practice Test Here](#)