



Microsoft

Exam Questions PL-600

Microsoft Power Platform Solution Architect

About ExamBible

[Your Partner of IT Exam](#)

Found in 1998

ExamBible is a company specialized on providing high quality IT exam practice study materials, especially Cisco CCNA, CCDA, CCNP, CCIE, Checkpoint CCSE, CompTIA A+, Network+ certification practice exams and so on. We guarantee that the candidates will not only pass any IT exam at the first attempt but also get profound understanding about the certificates they have got. There are so many alike companies in this industry, however, ExamBible has its unique advantages that other companies could not achieve.

Our Advances

* 99.9% Uptime

All examinations will be up to date.

* 24/7 Quality Support

We will provide service round the clock.

* 100% Pass Rate

Our guarantee that you will pass the exam.

* Unique Gurantee

If you do not pass the exam at the first time, we will not only arrange FULL REFUND for you, but also provide you another exam of your claim, ABSOLUTELY FREE!

NEW QUESTION 1

- (Topic 1)

You need to investigate the canvas app functionality issues.

Which two tools can you use? Each correct answer presents a complete solution.

NOTE: Each correct selection is worth one point.

- A. App checker
- B. Errors function
- C. Solution checker
- D. Power Platform admin center

Answer: AC

Explanation:

Scenario: The testing team reports that one of the canvas apps is not working as expected. An error message displays as specific pages load.

A: The App checker is now available to help provide a clear list of formula issues in your app, and to provide items to fix to make your app accessible. The App checker is an area that the PowerApps team will continue to invest in, and build on in order help to make debugging, performance and best practice decisions an easier and more guided experience.

C: With the solution checker feature, you can perform a rich static analysis check on your solutions against a set of best practice rules and quickly identify these problematic patterns. After the check completes, you receive a detailed report that lists the issues identified, the components and code affected, and links to documentation that describes how to resolve each issue.

Reference:

<https://powerapps.microsoft.com/en-us/blog/new-app-checker-helps-you-fix-errors-and-make-accessible-apps/>

NEW QUESTION 2

HOTSPOT - (Topic 1)

You need to design tables for the solution.

What should you recommend? To answer, select the appropriate options in the answer area.

NOTE: Each correct selection is worth one point.

Data type	Technical solution
Job placement record	<div><div></div><div>Custom table</div><div>Activity table</div><div>Virtual table</div></div>
Security clearance record	<div><div></div><div>Lookup (N:1)</div><div>Choice</div><div>Lookup (N:N)</div></div>

- A. Mastered
- B. Not Mastered

Answer: A

Explanation:

Box 1: Virtual Table

A virtual table is a custom table in Microsoft Dataverse that has columns containing data from an external data source. Virtual tables appear in your app to users as regular table rows, but contain data that is sourced from an external database, such as an Azure SQL Database. Rows based on virtual tables are available in all clients including custom clients developed using the Dataverse web services.

Scenario:

- ? First Up uses an on-premises system to manage current and historical patient data including medications and medical visits.
- ? The company plans to reference historical data in the existing system. The records held in these systems will not be migrated to the new solution except for medication information.
- ? The solution must provide a worker appointment booking system that can access worker historical job placement data.
- ? First Up staff members must be able to view and update worker records. They must be able to see current and historical job placement data on the same form in the new solution.

Box 2: Lookup (N:1)

Each worker can have many security clearances, so need a 1:N relationship.

Scenario: The solution must support tracking of security clearance information for a worker including the date, status, and certifying agency.

NEW QUESTION 3

DRAG DROP - (Topic 1)

You need to recommend methods for assigning security to each group of users.
What should you recommend? To answer, drag the appropriate methods to the correct groups of users. Each method may be used once, more than once, or not at all. You may need to drag the split bar between panes or scroll to view content.
NOTE: Each correct selection is worth one point.

Methods	Answer Area	
	Group of users	Method
Dataverse Application User	Full-time employees	Method
Power Platform Local Business Owner Team	Automation	Method
Azure Active Directory B2B Guest Access	Corporate governance auditing team	Method
Azure Active Directory Security Group Team		

- A. Mastered
- B. Not Mastered

Answer: A

Explanation:

Box 1: Power Platform Local Business Owner Team

Owner team: An owner team owns records and has security roles assigned to the team. A user's privileges can come from their individual security roles, those of the teams that they're part of or the ones they inherit. A team has full access rights on the records that the team owns. Team members are added manually to the owner team.

Scenario: Employee authentication with the existing system is provided by an on-premises Active Directory instance that is linked to Azure Active Directory.

Box 2: Azure Active Directory Security Group Team

An Azure Active Directory (Azure AD) group team. Similar to owner team, an Azure AD group team can own records and can have security roles assigned to the team.

Note: The administration of app and data access for Microsoft Dataverse has been extended to allow administrators to use their organization's Azure Active Directory (Azure AD) groups to manage access rights for licensed Dataverse users.

Box 3: Azure Active Directory B2B Guest Access

An Azure AD B2B collaboration user is an external user, typically from a partner organization, that you invite to sign into your Azure AD organization using their own credentials. This B2B collaboration user (also generally referred to as a guest user) can then access the apps and resources you want to share with them. A user object is created for the B2B collaboration user in the same directory as your employees. B2B collaboration user objects have limited privileges in your directory by default, and they can be managed like employees, added to groups, and so on.

Scenario: Before First Up signs a contract to place workers at a client company, a member of the audit team visits the company and interviews company management. Audit members use different types of devices including Android and iOS devices. First Up has no plans to require the use of a single type of device.

NEW QUESTION 4
HOTSPOT - (Topic 2)
You need to recommend tools for agents and management.
Which tools should you recommend? To answer, select the appropriate option in the answer area.
NOTE: Each correct selection is worth one point.

User type	Tool
Agent	<div><div></div><div><div>Power BI</div><div>Dashboard</div><div>Microsoft Power Automate</div><div>Microsoft Power Apps</div></div></div>
Management	<div><div></div><div><div>Power BI</div><div>Microsoft Power Apps</div><div>Microsoft AppSource</div><div>Microsoft Power Automate</div></div></div>

Answer:

User type	Tool
Agent	<div><div></div><div>Power BI</div><div>Dashboard</div><div>Microsoft Power Automate</div><div>Microsoft Power Apps</div></div>
Management	<div><div></div><div>Power BI</div><div>Microsoft Power Apps</div><div>Microsoft AppSource</div><div>Microsoft Power Automate</div></div>

- A. Mastered
- B. Not Mastered

Answer: A

Explanation:

Box 1: Dashboard
Agents need dashboards to show a current count of all reservations on the entity.
Box 2: Power BI
Management requires paginated reports for stakeholders.

NEW QUESTION 5

- (Topic 2)
You need to recommend an authentication solution for the planned implementation of Dynamics 365.
What should you include in the recommendation?

- A. Use synchronized identities.
- B. Use the Office 365 tenant for Dynamics 365 Customer Service.
- C. Create a new tenant for Dynamics 365 Customer Service.
- D. Use federated identities

Answer: A

Explanation:

Scenario: Ensure that employees can sign in to all Microsoft apps by using one set of credentials per employee.
Synchronized identity. Synchronize on-premises directory objects with Microsoft 365 and manage your users on-premises. You can also synchronize passwords so that the users have the same password on-premises and in the cloud, but they will have to sign in again to use Microsoft 365.
Reference:
<https://docs.microsoft.com/en-us/power-platform/admin/manage-user-account-synchronization>

NEW QUESTION 6

- (Topic 2)

You need to create an Agent security role.

Which three actions should you recommend? Each correct answer presents part of the solution.

NOTE: Each correct selection is worth one point.

- A. Add security to the seat entity and assign users to the Agents role.
- B. Add security to the Core Records and assign users to the Customer Service Representative role.
- C. Copy the Microsoft Dataverse Basic User role.
- D. Rename the Customer Service Representative role to Agents.
- E. Copy the Customer Service Representative role.
- F. Name the new role Agents.

Answer: BEF

Explanation:

Scenario: The security rule for agents must contain the privileges in the default Customer Service Representative security role.

Create a security role by Copy Role:

Step 1 (E): Copy the Customer Service Representative role. Step 2 (F): Select the New Role Name.

Step 3: (B): When Copying Role is complete, navigate to each tab, ie Core Records, Business Management, Customization, etc.

Set the privileges on each tab. Reference:

<https://docs.microsoft.com/en-us/power-platform/admin/create-edit-security-role>

NEW QUESTION 7

DRAG DROP - (Topic 2)

You need to recommend a solution for integrating luggage information.

What should you recommend? To answer, drag the appropriate types to the correct tables. Each type may be used once, more than once, or not at all. You may need to drag the split bar between panes or scroll to view content.

NOTE: Each correct selection is worth one point.

Types	Table	Type
Custom table	Luggage	
Virtual table		
Activity table	Passenger	
Custom activity table		

- A. Mastered
B. Not Mastered

Answer: A

Explanation:

Luggage: Custom activity table

An activity can be thought of as any action for which an entry can be made on a calendar. An activity has time dimensions (start time, stop time, due date, and duration) that help determine when the action occurred or will occur. Activities also contain data that helps determine what action the activity represents, for example, subject and description.

Passenger: Customer table

The account and contact tables in Microsoft Dataverse are essential for identifying and managing customers, selling products and services, and providing superior service to the customers. A customer address table is used to store address and shipping information for a customer.

Scenario: The company has a custom app for managing and tracking passenger luggage. The app uses Microsoft Dataverse. Agents need to view which pieces of luggage match to each passenger, and then need to add the total on the passenger record.

NEW QUESTION 8
- (Topic 2)

You need to select an appropriate app for Relecloud. Which app should you recommend?

- A. Dynamics 365 Field Service
- B. Dynamics 365 Sales
- C. Dynamics 365 Project Operations
- D. Dynamics 365 Customer Service

Answer: D

Explanation:

Microsoft Dynamics 365 Customer Service is a module for customer service automation that streamlines case and knowledge management, enables personalized customer service with a 360-degree customer view, and provides visibility into customer service department performance with dashboards and reports.

Reference:

<https://docs.microsoft.com/en-us/dynamics365/customer-service/overview>

NEW QUESTION 9

HOTSPOT - (Topic 3)

You need to design the quality inspection order data model.

What should you recommend? To answer, select the appropriate options in the answer area.

NOTE: Each correct selection is worth one point.

Requirement	Action
Obtain the serial number and other machine attributes for use in the inspection order.	<div><div></div><div>Use a virtual table. Import to a custom table. Create a lookup to Dynamics 365 Field Service.</div></div>
Configure the relationship between inspection orders and inspection ratings.	<div><div></div><div>Create a one-to-many relationship and set the behavior to Parental. Create a many-to-many relationship and set the behavior to Parental. Create a one-to-many relationship and set the behavior to Cascade None. Create a many-to-many relationship and set the behavior to Cascade None.</div></div>

- A. Mastered
- B. Not Mastered

Answer: A

Explanation:

Box 1: Create a lookup to Dynamics 365 Field Service

Scenario: Machines are assigned serial numbers and placed in stock until they are shipped to customers.

Entity lookup: Allows technicians to choose a Dynamics 365 record. In the inspection designer interface, admins must select an entity and a field to display. For a chosen entity, the Name field and mandatory fields are the entity attributes that can be displayed in the lookup.

Box 2: Create a one-to-many relationship and set the behavior to Parental Scenario: Inspection orders must:

? Allow entry of quality ratings of passed or failed for each quality metric identified for the machine being rated.

? Be automatically marked as failed if one inspection step rating is marked as failed.

Each inspection order can have one or many inspection steps, and each inspection step has a rating.

Note: Each pair of tables that are eligible to have a 1:N relationship can have multiple 1:N relationships between them. Yet usually only one of those relationships can be considered a parental table relationship.

NEW QUESTION 10

HOTSPOT - (Topic 3)

You need to recommend solutions to meet the inspection requirements.

What should you recommend? To answer, select the appropriate options in the answer area.
NOTE: Each correct selection is worth one point.

Requirement

Solution

View, assign, and resolve inspection bottlenecks.

	▼
Booking rules	
Schedule board	
Proficiency models	

Automatically input measurement readings from inspection gauges

	▼
Custom connector	
Azure IoT Hub connector	
Azure IoT Central connector	
Microsoft Dataverse connector	

Answer:

Requirement

Solution

View, assign, and resolve inspection bottlenecks.

	▼
Booking rules	
Schedule board	
Proficiency models	

Automatically input measurement readings from inspection gauges

	▼
Custom connector	
Azure IoT Hub connector	
Azure IoT Central connector	
Microsoft Dataverse connector	

- A. Mastered
- B. Not Mastered

Answer: A

Explanation:

Box 1: Schedule board

The Dynamics 365 Field Service schedule board provides an overview of resource availability and bookings you can make.

Box 2: Azure IoT Central connector

Information about each machine produced must be transferred to Dynamics 365 Field Service.

The difference between IoT hub and IoT central is that IoT is an application platform that simplifies the creation of Internet of Things solutions. IoT central helps to reduce the challenges of implementing IoT development, operations, and management. IoT Central is a fully managed Software as a Service solution.

Note: There are three ways you can use to connect IoT-enabled devices into the Field Service solution:

? Connected Field Service for Azure IoT Central

? Connected Field Service for Azure IoT Hub

? Connected Field Service for non-Azure IoT providers using the extensible IoT provider framework

NEW QUESTION 10

- (Topic 3)

You need to manage user access to the app.

Which two connection types should you recommend? Each correct answer presents part of the solution.

NOTE: Each correct selection is worth one point.

- A. Virtual table with a customer connector
- Office 365 Outlook connector
- B. Microsoft Dataverse connector**
- D. Office 365 Users connector

Answer: CD

Explanation:

Office 365 Users lets you access user profiles in your organization using your Office 365 account. You can use the Use the connection in your Power Platform app. Dataverse is part of the Microsoft 365 collaboration and productivity tools. Using federation, applications can connect to Dataverse using the same system user identities and credentials available in an Azure Active Directory based network.

Scenario:

? Users must be active employees of Fabrikam.

? Quality inspection app: Fabrikam is evaluating Microsoft Power Platform to determine whether it can meet the company's requirements for a manufacturing defect and quality inspection solution. Each machine produced must be subjected to a quality inspection at various points during production. Each machine must undergo a more extensive quality inspection before the machine can be shipped to the customer.

Reference:

<https://docs.microsoft.com/en-us/powerapps/maker/canvas-apps/connections/connection-office365-users>

NEW QUESTION 15

HOTSPOT - (Topic 3)

You need to recommend the appropriate components to meet the inspection requirements.

What should you recommend? To answer, select the appropriate options in the answer area.

NOTE: Each correct selection is worth one point.

Requirement	Solution
Prevent editing of finalized inspection orders.	<div> <div>▼</div> <div> Business rule Security role User permission </div> </div>
Prepare documentation for failed inspection steps.	<div> <div>▼</div> <div> Data flow Business rule Form property </div> </div>

- A. Mastered
- B. Not Mastered

Answer: A

Explanation:

Box 1: Security role

Microsoft Dataverse uses a role-based security model to help secure access to the database.

Scenario:

? You must prevent users from changing inspection order data once an inspection is marked as final.

? Supervisors must be able to modify standard checklists. Other employees must be prevented from modifying checklists.

Box 2: Data flow

Dataflows are a self-service, cloud-based, data preparation technology. Dataflows enable customers to ingest, transform, and load data into Microsoft Dataverse environments, Power BI workspaces, or your organization's Azure Data Lake Storage account.

Scenario: Provide a visual representation of the testing measurement limits for each step. Include an indication of how the measured value compares to measurement limits and whether the measurement is within tolerance. Users must be able to configure the visualizations to display the minimum value and maximum value, and whether the reading is within the tolerance of a single targeted value. It must also be able to be used for maintenance inspections once the machine has been installed.

NEW QUESTION 20

- (Topic 4)

A large company experiences high staff turnover rates. As a result, the company must add or remove multiple system user accounts daily.

You need to recommend a security concept which will facilitate complex security profiles to entities for large groups of users across the Power Apps and Dynamics 365 applications.

What should you recommend?

- A. Hierarchy security
- B. Field-level security
- C. User access management
- D. Team privileges

Answer: D

Explanation:

User and team management is the area of Microsoft Dataverse where you can create and maintain user accounts and profiles.

A user is any person who works for a business unit who uses Dataverse. Each user has a user account.

A team is a group of users. Teams let users across an organization collaborate and share information.

Note: Why use Dataverse?

Easy to secure – Data is securely stored so that users can see it only if you grant them access. Role-based security allows you to control access to tables for different users within your organization.

Data from your Dynamics 365 applications is also stored within Dataverse, allowing you to quickly build apps that use your Dynamics 365 data and extend your apps with Power Apps. Reference:

<https://docs.microsoft.com/en-us/powerapps/developer/data-platform/user-team-entities> <https://docs.microsoft.com/en-us/powerapps/maker/data-platform/data-platform-intro>

NEW QUESTION 22

- (Topic 4)

You are designing a Microsoft Power Platform solution for an automobile parts manufacturer. You create the following tables:

Table	Comments
Assemblies	For each assembly record, there will be one or more rows in the Parts table. When the ownership for an assembly record changes, the related parts records must be updated.
Parts	Rows in the Parts table must not be deleted when an assembly is deleted.

You need to recommend a relationship behavior. Which relationship behavior should you recommend?

- A. Referential, Restrict Delete
- B. Custom
- C. Parental
- D. Referential, Remove Link

Answer: A

Explanation:

Restrict Delete: Prevent the Referenced table record from being deleted when referencing tables exist.

Reference:

<https://docs.microsoft.com/en-us/powerapps/developer/data-platform/configure-entity-relationship-cascading-behavior>

NEW QUESTION 27

HOTSPOT - (Topic 4)

You design a Power Platform solution for a customer. The solution uses Microsoft Dataverse as the data store. You are managing the go-live process for the solution.

The customer reports the following performance issues:

- ? Form load time is much slower than it was during testing.
- ? Overall system performance has been significantly slower that it was during testing.

You need to recommend how to troubleshoot system performance.

Which actions should you recommend? To answer, select the appropriate options in the answer area.

NOTE: Each correct selection is worth one point.

Performance issue	Action
Slow form load times	<div> <div></div> <div> Review workflows associated with the form events. Review QuickFind properties for the fields on the form. Review the fields that are on the form. </div> </div>
Overall slow system performance	<div> <div></div> <div> Change all security roles from global read permissions to business unit permissions. Review one to many relationships to verify whether cascade settings are necessary. Change security roles from global read access to business unit to provide better performance. </div> </div>

- A. Mastered
- B. Not Mastered

Answer: A

Explanation:

Box 1: Review the fields that are on the form

Keep the number of table columns (fields) to a minimum.

The more table columns (formerly referred to as fields) you have in a form, the more data that needs to be downloaded to view each record.

Box 2: Review one to many relationships to verify whether cascade settings are necessary.

NEW QUESTION 32

- (Topic 4)

A company provides professional development certifications to technologies around the world. The company uses multiple call centers to support customers. The company plans to implement Dynamics 365 Customer Service.

The company must increase productivity for call center employees. The solution must meet the following requirements:

- ? Handle multiple customer interactions at once
- ? Ensure that users can access information from several business applications.
- ? Interact with customers by using the following channels: chat, phone calls, emails, and online reviews.
- ? Implement all functionality in a single interface.

You need to recommend a solution that meets the requirements of the company. What should you recommend?

- A. Omnichannel for Customer Service
- B. Live Assist for Microsoft Dynamics 365 Powered by CafeX
- C. LinkedIn connector
- D. Unified Service Desk

Answer: A

Explanation:

Omnichannel for Customer Service is a robust application that extends the power of Dynamics 365 Customer Service to enable organizations to instantly connect and engage with their customers via channels like Live Chat and SMS.

Omnichannel for Customer Service also provides a modern, customizable, high- productivity app that allows agents to engage with customers across different channels. The application offers contextual customer identification, real-time notification, integrated communication, and agent productivity tools like KB integration, search, and case creation

to ensure agents are effective.

Reference:
<https://docs.microsoft.com/en-us/dynamics365/customer-service/introduction-omnichannel>

NEW QUESTION 33

- (Topic 4)

You are designing a database table for a client. You have the following requirements:

? Maintain a comprehensive list of colors and their corresponding RGB values and hexadecimal values.

? Prevent the addition of duplicate colors based on the hexadecimal value for the color.

You need to recommend a design for the table.

Which two actions should the client perform after the table is created? Each correct answer presents part of the solution.

NOTE: Each correct selection is worth one point.

- A. Mark the hex value column as business required.
- B. Configure and schedule a recurring bulk record deletion job.
- C. Create alternate keys for the table.
- D. Mark the RGB value column as business required.

Answer: CD

Explanation:

B: Setting a column to Business Required means that the default behavior of a model- driven or canvas app will enforce this requirement in the app.

C: With alternate keys you can now define a column in a Dataverse table to correspond to a unique identifier (or unique combination of columns) used by the external data store. This alternate key can be used to uniquely identify a record in Dataverse in place of the primary key. You must be able to define which columns represent a unique identity for your records. Once you identify the columns that are unique to the table, you can declare them as alternate keys through the customization user interface (UI) or in the code.

Reference:

<https://docs.microsoft.com/en-us/powerapps/maker/data-platform/create-edit-field-portal>

<https://docs.microsoft.com/en-us/powerapps/developer/data-platform/define-alternate-keys-entity>

NEW QUESTION 35

HOTSPOT - (Topic 4)

A food distribution terminal uses Microsoft Dynamics 365 Field Service and Microsoft Dynamics 365 Supply Chain Management to manage inventory and fulfill customer orders. Customers place custom orders through a Power Pages customer portal. Customers can enter different receiving times and dates on fresh produce order lines.

The terminal needs to expose fresh produce order details from Dynamics 365 to its customers in the portal. Customers can control how much detail they see in the portal.

You need to design a solution that meets the requirements. Which mechanism should you use for each requirement?

To answer, select the appropriate options in the answer area. NOTE: Each correct selection is worth one point.

Answer Area

Requirement	Mechanism
Retrieve data representing fresh produce details.	<div>Custom connector</div> <div>Basic form</div> <div>Data gateway</div> <div>Advanced form</div> <div>Custom connector</div>
Expose the fresh produce details.	<div>Portal Management app</div> <div>Portal Management app</div> <div>Customer Service Insights</div> <div>Microsoft Power Platform admin center</div> <div>Microsoft 365 Apps admin center</div>

Answer Area

Answer:

Requirement	Mechanism
Retrieve data representing fresh produce details.	<div>Custom connector</div> <div>Basic form</div> <div>Data gateway</div> <div>Advanced form</div> <div>Custom connector</div>
Expose the fresh produce details.	<div>Portal Management app</div> <div>Portal Management app</div> <div>Customer Service Insights</div> <div>Microsoft Power Platform admin center</div> <div>Microsoft 365 Apps admin center</div>

- A. Mastered
- B. Not Mastered

Answer: A

NEW QUESTION 39

- (Topic 4)

Note: This question is part of a series of questions that present the same scenario. Each question in the series contains a unique solution that might meet the stated goals. Some question sets might have more than one correct solution, while others might not have a correct solution.

After you answer a question in this section, you will NOT be able to return to it. As a result, these questions will not appear in the review screen.

A company plans to automate the expense approval process.

Users currently enter data into an on-premises SQL Server database. You need to allow users to submit expenses from mobile devices.

Solution: Create a canvas app for expense data entry. Create a custom connector. Create a cloud flow for approval and use the custom connector to add data to the SQL Server database.

Does the solution meet the goal?

- A. Yes
- B. No

Answer: B

Explanation:

NEW QUESTION 44

- (Topic 4)

A company has a website that contains a form named Contact Us. Data from completed forms is saved to a shared document. An office administrator periodically reviews the document. The office administrator sends new submissions to another employee who creates contacts or updates existing contacts. You need to recommend a solution to automate the process.

What should you recommend?

- A. Excel Online Connector
- B. Dynamics 365 Customer Insights
- C. Dynamics 365 Customer Service
- D. Dynamics 365 Marketing

Answer: D

Explanation:

Microsoft designed Customer Insights to allow organizations to map, match, merge, and enrich customerbased data from different sources. A classic scenario would be to merge data from customer service software, like Freshdesk, and online sales, such as Shopware, into one source for reporting and further data analysis.

Reference:
<https://msdynamicsworld.com/story/microsoft-dynamics-365-customer-insights-overview>

NEW QUESTION 45

DRAG DROP - (Topic 4)

You are reviewing a list of business requirements submitted by a plumbing company. The company has the following requirements:

- ? Send articles to technicians to allow technicians to help customers resolve issues.
- ? Track work progress and inspections at customer sites.
- ? Schedule technicians for service appointments.

You need to recommend solutions to meet the customer’s requirements.

What should you recommend? To answer, drag the appropriate solutions to the correct business requirements. Each solution may be used once, more than once, or not at all. You may need to drag the split bar between panes or scroll to view content.

NOTE: Each correct selection is worth one point.

Solutions

Dynamics 365 Field Service

Dynamics 365 Customer Voice

Dynamics 365 Customer Insights

Answer Area

Business requirement	Solution
Send articles to technicians to allow technicians to help customers resolve issues.	<div>Solution</div>
Track work progress and inspections at customer sites.	<div>Solution</div>
Schedule technicians for service appointments.	<div>Solution</div>

Answer:

Solutions

Dynamics 365 Field Service

Dynamics 365 Customer Voice

Dynamics 365 Customer Insights

Answer Area

Business requirement	Solution
Send articles to technicians to allow technicians to help customers resolve issues.	<div>Dynamics 365 Customer Insights</div>
Track work progress and inspections at customer sites.	<div>Dynamics 365 Field Service</div>
Schedule technicians for service appointments.	<div>Dynamics 365 Field Service</div>

- A. Mastered
- B. Not Mastered

Answer: A

Explanation:

Box 1: Dynamics 365 Customer Insights
Dynamics 365 Customer Insights is a part of Microsoft's customer data platform (CDP) that helps deliver personalized customer experiences. The platform's capabilities provide insights into who your customers are and how they engage with your platform. Unify customer data across multiple sources to get a single view of customers.

Box 2: Dynamics 365 Field Service
Dynamics 365 Field Service helps to:

- _ Organize and track resolution of customer issues
- _ Keep customers updated with the status of their service call and when it's resolved

Note: The Dynamics 365 Field Service business application helps organizations deliver onsite service to customer locations. The application combines workflow automation, scheduling algorithms, and mobility to set up mobile workers for success when they're onsite with customers fixing issues.

The Field Service application enables you to:

- Improve first-time fix rate
- Complete more service calls per technician per week
- Manage follow-up work and take advantage of upsell and cross sell opportunities
- Reduce travel time, mileage, and vehicle wear and tear
- Organize and track resolution of customer issues
- Communicate an accurate arrival time to customers
- Provide accurate account and equipment history to the field technician
- Keep customers updated with the status of their service call and when it's resolved
- Schedule onsite visits when it's convenient for the customer
- Avoid equipment downtime through preventative maintenance

Box 3: Dynamics 365 Field Service

Dynamics 365 Field Service: Schedule onsite visits when it's convenient for the customer.

NEW QUESTION 47

HOTSPOT - (Topic 4)

An organization is optimizing its Microsoft Power Platform solution architecture. The optimization needs to address the following:

- ? Label names for option sets and multiselect option sets should be added as separate fields for reporting.
 - ? Users complain that when a case is assigned to another user, all the activities are also assigned.
 - ? Some Power BI reports based on Microsoft Dataverse data need near-real-time updating.
- You need to recommend a design solution to meet these requirements.

What should you recommend? To answer, select the appropriate option in the answer area.

NOTE: Each correct selection is worth one point.

Requirement	Design
Users report that when a case is assigned to another user, all activities are also assigned.	<div><div></div><div>For each activity entity relationship, set Cascading rules to Configurable Cascading and Assign to Cascade None</div><div>Do not implement, but train users on best practices for assigning cases.</div><div>Create a 1:N relationship between the user entity/table and the Activities table.</div></div>
Some Power BI reports based on Microsoft Dataverse data require near-real-time updates.	<div><div></div><div>Create Power BI reports using the Microsoft Dataverse connector.</div><div>Implement the Data Export Service; create Power BI reports that point to Microsoft Azure SQL Database.</div><div>Create Power BI dataflows based on the Microsoft Dataverse connector; point the Power BI report to the dataflows.</div></div>

- A. Mastered
- B. Not Mastered

Answer: A

Explanation:

Requirement	Design
Users report that when a case is assigned to another user, all activities are also assigned.	<div><div></div><div>For each activity entity relationship, set Cascading rules to Configurable Cascading and Assign to Cascade None</div><div>Do not implement, but train users on best practices for assigning cases.</div><div>Create a 1:N relationship between the user entity/table and the Activities table.</div></div>
Some Power BI reports based on Microsoft Dataverse data require near-real-time updates.	<div><div></div><div>Create Power BI reports using the Microsoft Dataverse connector.</div><div>Implement the Data Export Service; create Power BI reports that point to Microsoft Azure SQL Database.</div><div>Create Power BI dataflows based on the Microsoft Dataverse connector; point the Power BI report to the dataflows.</div></div>

NEW QUESTION 49

- (Topic 4)

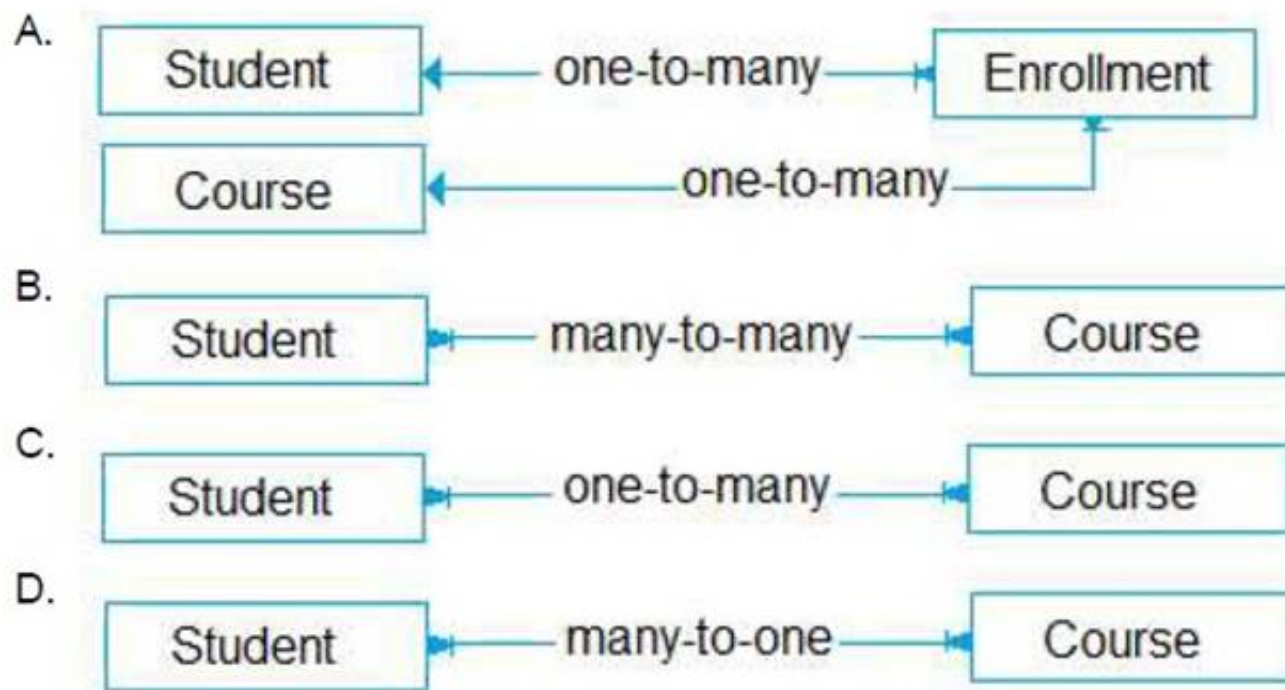
You are designing the data model for a school. The school wants to track students' enrollments in courses.

The system must meet the following requirements:

- Track the courses in which each student is enrolled.
- Track the students that are enrolled in each course.
- Track dates when each student enrolled in each course and the person who approved the enrollment.

Allow users to create a report that details which students are enrolled in which courses. You need to recommend a data model that will fit the school's requirements.

Which logical model should you recommend?



A. Option A

B. Option B

Option C

C. Option C

Answer: A

Explanation:

Need a relationship table.

N:N (Many-to-Many): A table relationship that depends on a special Relationship table, sometimes called an Intersect table, so that many rows of one table can be related to many rows of another table.

When viewing rows of either table in a N:N relationship you can see a list of any rows of the other table that are related to it. Reference:

<https://docs.microsoft.com/en-us/powerapps/maker/data-platform/create-edit-entity-relationships>

NEW QUESTION 51

- (Topic 4)

A company is implementing Dynamics 365 Sales.

The company has turned off out-of-the-box quote calculations in order to implement its own custom calculations.

When users update a line item on a quote, they expect to see an updated total for the quote in real time. Users are reporting inconsistent behavior, with some aggregations taking up to two hours.

You review the system design and notice many asynchronous workflows. You need to recommend a solution to enable the calculation in real time.

Which two options should you recommend? Each answer presents a complete solution. NOTE: Each correct selection is worth one point.

- A. Consolidate asynchronous workflow into a single real-time workflow.
- B. Consolidate multiple asynchronous workflows into a single asynchronous workflow.
- C. Implement a business process flow to replace the existing workflows.
- D. Convert the asynchronous workflows to a synchronous plug-in.

Answer: AB

Explanation:

NEW QUESTION 56

- (Topic 4)

A company uses Microsoft Power Platform and Dynamics 365 Field Service.

External workers deliver onsite service to customer locations by using the Field Service (Dynamics 365) mobile app.

You need to ensure that external users can only use the app from specific locations. Which solution should you use?

- A. Azure Conditional Access policy
- B. Azure role-based access control (RBAC)
- C. Azure Active Directory security groups
- D. Azure multi-factor authentication (MFA)

Answer: A

NEW QUESTION 58

- (Topic 4)

A company has a Power Platform solution that integrates with a third-party system. The client reports that unexpected updates are being made to the Accounts table. You need to determine the root cause of the issue.

In which three locations should you investigate? Each correct answer presents a complete solution.

NOTE: Each correct selection is worth one point.

- A. Audit summary view
- B. Solution history
- C. SDK Message Processing Steps

- D. Plug-in trace log
- E. System job run history

Answer: ABD

Explanation:

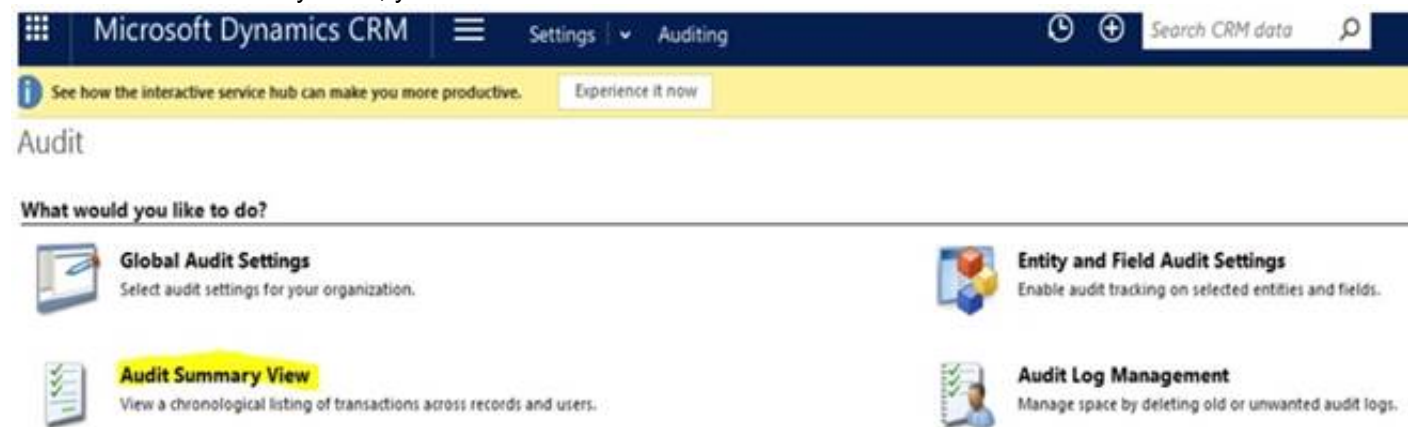
A: How to View Auditing Log Details?

System administrators can see activities for the entities that are enabled for audit logging. To view the audit logs:

? Go to Settings > System > Auditing.

? Choose Audit Summary View.

? Under Audit Summary View, you will see the list of audit entries



B: You can view details about solution operations from the Solutions area of Power Apps. An operation can be a solution import, export, or uninstall. The solution history displays information such as solution version, solution publisher, type of operation, operation start and end time, and operation status.

D: Trace log records are written to the PluginTraceLog Table. Writing of these records is controlled by the trace settings mentioned in

Enable trace logging.

This data can be found in model-driven applications by navigating to Settings and choosing the Plug-in Trace Log tile.

Reference:

<https://www.sherweb.com/blog/dynamics-365/audits-dynamics-365/> <https://docs.microsoft.com/en-us/powerapps/developer/data-platform/logging-tracing>

NEW QUESTION 63

- (Topic 4)

A pharma company uses a proprietary system to manage its chemical experiments. The company uses Microsoft Dynamics 365 Project Operations to manage lab staff and resources.

Employees manually update Project Operations data with data from their proprietary system as needed. Employees are not able to provide a definite schema for their data.

You need to provide a solution that will allow employees to configure their own automatic updates.

Which component should you use?

- A. Dataflows
- B. Custom connectors
- C. Data gateways
- D. Microsoft Power Automate flows

Answer: D

NEW QUESTION 64

- (Topic 4)

Note: This question is part of a series of questions that present the same scenario. Each question in the series contains a unique solution that might meet the stated goals. Some question sets might have more than one correct solution, while others might not have a correct solution.

After you answer a question in this section, you will NOT be able to return to it. As a result, these questions will not appear in the review screen.

A company plans to automate the expense approval process.

Users currently enter data into an on-premises SQL Server database. You need to allow users to submit expenses from mobile devices.

Solution: Create a canvas app for expense data entry. Install the Power Automate app in Microsoft Teams. Create a cloud flow for approval to add data to the SQL Server database.

Does the solution meet the goal?

- A. Yes
- B. No

Answer: B

NEW QUESTION 65

DRAG DROP - (Topic 4)

A new customer asks you to design a solution for a Power Apps app that uses Microsoft Dataverse.

The customer wants to keep the service process simple and save on both licensing and development time.

You need to recommend solutions for the customer.

What should you recommend? To answer, drag the appropriate setting to the correct drop targets. Each source may be used once, more than once, or not at all.

You may need to drag the split bar between panes or scroll to view content.

NOTE: Each correct selection is worth one point.

Solutions

Canvas app

Model-driven app

Dynamics 365 Customer Service

Answer Area

Scenario

Show the app in Microsoft Outlook.

Use Universal Resource Scheduling.

Take notes on a mobile phone and record GPS coordinates automatically.

Solution

Solution

Solution

Solution

Answer:

Solutions

Canvas app

Model-driven app

Dynamics 365 Customer Service

Answer Area

Scenario

Show the app in Microsoft Outlook.

Use Universal Resource Scheduling.

Take notes on a mobile phone and record GPS coordinates automatically.

Solution

Model-driven app

Dynamics 365 Customer Service

Canvas app

- A. Mastered
- B. Not Mastered

Answer: A

Explanation:

Box 1: Model-drive app
Integration with Microsoft Outlook requires a Model-driven app.
Box 2: Dynamics 365 Customer Service
Schedule anything in Dynamics 365 using Universal Resource Scheduling. You can enable scheduling for any entity in Dynamics 365 Sales, Field Service, Customer Service, and Project Service Automation, including custom entities.
Box 3: Canvas app

NEW QUESTION 67

- (Topic 4)
A client uses Dynamics 365 Sales, Power BI datasets, and Power BI dataflows.
The Dynamics 365 Sales implementation has security roles that restrict data export. You need to ensure that data has the same restrictions in Power BI as it does in Dynamics 365 Sales.
You need to design the security to avoid sensitive data from being seen.
Which two actions should you recommend? Each correct answer presents part of the solution.
NOTE: Each correct selection is worth one point.

- A. Use Microsoft Dataverse restrictions before setting up the Power BI reports.
- B. Limit the role in Dynamics 365 Sales to only data allowed so it cannot be exported to Microsoft Excel.
- C. Limit the role and ensure that exporting to Microsoft Excel is not allowed in both Dynamics 365 Sales and Power BI.
- D. Share Power BI dashboards only with users who are supported to see this data.

Answer: AB

Explanation:

A: When you share a dashboard or report, the people you share it with can view it and interact with it, but can't edit it. They see the same data that you see in the dashboard and reports and get access to the entire underlying dataset unless row-level security (RLS) is applied to the underlying dataset.
B: Depending on the sensitivity of an organization's data, it is often necessary to disable the ability to export or print reports.
Reference:
<https://docs.microsoft.com/en-us/power-bi/collaborate-share/service-share-dashboards>

NEW QUESTION 68

HOTSPOT - (Topic 4)
You are performing a fit gap requirements analysis.
You need to select Microsoft Power Platform components to satisfy the requirements. Which components should you use? To answer, select the appropriate options in the answer area.
NOTE: Each correct selection is worth one point.

Answer Area

Requirement	Component
Coordinate long-term end-to-end delivery of financial counseling services to farmers.	<div>Model-driven app</div> <div>Model-driven app</div> <div>Power Virtual Agents</div> <div>Dynamics 365 Customer Voice</div>
Manage project accounting and recognize revenue compliant with international financial reporting standards.	<div>Dynamics 365 Finance</div> <div>Dynamics 365 Project Operations</div> <div>Dynamics 365 Field Service</div> <div>Dynamics 365 Finance</div>
Notify users of their overdue tasks on a daily basis.	
Notify users of their overdue tasks on a daily basis.	<div>Power Automate</div> <div>Power Automate</div> <div>Power Virtual Agents</div> <div>AppSource</div>

- A. Mastered
- B. Not Mastered

Answer: A

Explanation:

Answer Area

Requirement	Component
Coordinate long-term end-to-end delivery of financial counseling services to farmers.	<div>Model-driven app</div> <div>Model-driven app</div> <div>Power Virtual Agents</div> <div>Dynamics 365 Customer Voice</div>
Manage project accounting and recognize revenue compliant with international financial reporting standards.	<div>Dynamics 365 Finance</div> <div>Dynamics 365 Project Operations</div> <div>Dynamics 365 Field Service</div> <div>Dynamics 365 Finance</div>
Notify users of their overdue tasks on a daily basis.	
Notify users of their overdue tasks on a daily basis.	<div>Power Automate</div> <div>Power Automate</div> <div>Power Virtual Agents</div> <div>AppSource</div>

NEW QUESTION 71

- (Topic 4)

A company is struggling to gather insights from won and lost opportunities.

Users must be able to access the company's solution from mobile and desktop devices. The solution must meet the following requirements:

- Track opportunities and reasons for the win or loss of opportunities in the context of other related data.
- Display data to users as charts and tables and provide drill-through capabilities.

You need to recommend a Microsoft Power Platform tool to help the client visualize the data. Which two technologies should you recommend? Each correct answer presents a complete solution. NOTE: Each correct selection is worth one point.

- A. Power BI
- B. Power Virtual Agents
- C. Power Apps
- D. Power Automate

Answer: AC

NEW QUESTION 74

DRAG DROP - (Topic 4)

You are designing data loss policies for a Microsoft Power Platform implementation. You have the following requirements:

- Solutions that use the HTTP connector must not include any other connectors.
- Prevent the use of the Microsoft Forms connector.
- Allow the use of the Azure DevOps connector.

You need to determine in which data policy group to add each connector.

Data policy groups	Connector	Data policy group
Business	HTTP connector	
Non-business	Azure DevOps connector	
Blocked	Microsoft Forms connector	

- A. Mastered
B. Not Mastered

Answer: A

Explanation:

Box 1: Business

If you put a connector in the Business group, it can only be used with other connectors from that group in any given app or flow.

Box 2: Non-business

DLP policies enforce rules for which connectors can be used together by classifying connectors as either Business or Non-Business.

Box 3: Blocked

Sometimes you might want to block the usage of certain connectors altogether by classifying them as Blocked.

Data policy group Business blocked

NEW QUESTION 77

- (Topic 4)

A company is creating a Microsoft Power Platform app to enable employees to log daily time entries. Employee user accounts are in multiple Azure AD tenants and are not located in the tenant that is running the app.

Employees must be added as Azure AD guest accounts within the tenant that will be running the app. Employees must access the model-driven app by being a member of a security team. The security team has been assigned the Employee Security role. Employees must create personal views of records to view within the system.

You need to implement a security solution. Which privilege should you use?

- A. Direct basic level
B. Azure AD security group
C. Team
D. Shared app access

Answer: C

NEW QUESTION 81

- (Topic 4)

You are designing a Microsoft Power Platform solution that uses Microsoft Dataverse.

You need to recommend a way to update currency exchange rates within Microsoft Dataverse.

What are two possible ways to achieve this goal? Each correct answer presents a complete solution.

NOTE: Each correct selection is worth one point.

- A. Review AppSource for prebuilt solutions.
B. Create a Power Automate flow that uses a custom connection or HTTP request to an outside source for exchange rates.
C. Embed an iframe that points to a currency exchange service into a model-driven app.
D. Use the Power BI connector to establish a link that updates Microsoft Dataverse with the current exchange rate.

Answer: AB

Explanation:

B: We need is a source for exchange rates. There are some published connectors, but you also use a free service called Exchange Rates API, which are based on the European Central Bank, and create a custom connection.

Now that we have our custom connector defined and have a way to request the latest exchange rates, the next step is to create a Power Automate flow that will update all of currencies setup in our Dataverse environment.

Dataverse is a multicurrency system, in which each record can be associated with its own currency. This currency is called the transaction currency. The multicurrency features enable users to perform financial transactions like opportunities, quotes, orders, and invoices in multiple currencies. This feature also provides a currency choice to the end user when a financial transaction occurs.

Reference:

<https://readyxrm.blog/2021/03/10/updating-currency-exchange-rates-in-dataverse/>

NEW QUESTION 83

HOTSPOT - (Topic 4)

You are designing a model-driven app for a hospital. The app will be used to track teams at the hospital including:

Team	Comments
Cleaning	There are three predetermined cleaning teams. Tasks are assigned to a team. Anyone on the team can complete an assigned task.
Emergency room	These teams are formed as needed based on patient needs and staff availability.
Billing	These teams are assigned to specific hospital departments. Team members must only see data for the hospital department to which they are assigned.

You need to recommend the team types to use.

Which team types should you recommend? To answer, select the appropriate options in the answer area.

NOTE: Each correct selection is worth one point.

Requirement	Team type
Cleaning teams	<div><div></div><div>Access</div><div>Owner</div></div>
Emergency room teams	<div><div></div><div>Access</div><div>Owner</div></div>
Billing teams	<div><div></div><div>Access</div><div>Owner</div></div>

- A. Mastered
B. Not Mastered

Answer: A

Explanation:

Box 1: Owner team

Owner team: An owner team owns records and has security roles assigned to the team. A user's privileges can come from their individual security roles, those of the teams that they're part of or the ones they inherit. A team has full access rights on the records that the team owns. Team members are added manually to the owner team.

Box 2: Access team

Access team: An access team doesn't own records and doesn't have security roles assigned to the team. The team members have privileges defined by their individual security roles and by roles from the teams they're members of. These members share records with an access team, and the team is granted access rights to the records. Access rights include Read, Write, and Append.

Box 3: Owner team

NEW QUESTION 88

DRAG DROP - (Topic 4)

You are a Microsoft Power Platform architect.

You need to design a process to transport configuration and test data from one environment to a separate environment

Which four actions should you recommend be performed in sequence? To answer, move the appropriate actions from the list of actions to the answer area and arrange them in the correct order.

Actions

Import the ZIP file data.

Import the CSV file data.

Define the schema of the source data to be exported.

Use the schema to export data.

Download the Configuration Migration tool from NuGet.

Create personal views to define the source data to be exported.

Download the schema of the source data to be exported.

Download the Configuration Migration tool from AppSource.

Answer area

1

2

3

4

- A. Mastered
B. Not Mastered

Answer: A

Explanation:

<https://learn.microsoft.com/en-us/power-platform/admin/manage-configuration-data>

NEW QUESTION 89

HOTSPOT - (Topic 4)

You are designing a Microsoft Power Platform solution for a national repair service. The service has a 24-hour call center for customers to call and schedule repairs.

The solution dispatches a technician to troubleshoot and repair customer issues. Customers sign into a customer portal to view and log information concerning the repairs.

The repair service contracts with third party technicians for repair jobs The solution must meet the following requirements:

- Dispatch technicians to troubleshoot and repair customer issues
- Call center must log customer issues.
- Third -party technicians must be able to access assigned repair service jobs. You need to recommend an authentication strategy.

Which authentication models should you use? To answer, select the appropriate options in the answer area.

Answer Area

User type

Call center employee

Authentication model

Azure AD and a security role
Azure AD and a web role
Authenticated user and a security role
Authenticated user and a web role

Repair service customer

Azure AD and a security role
Azure AD and a web role
Authenticated user and a security role
Authenticated user and a web role

Third-party technician

Azure AD and a security role
Azure AD and a web role
Authenticated user and a security role
Authenticated user and a web role

- A. Mastered
- B. Not Mastered

Answer: A

Explanation:

Answer Area

User type

Call center employee

Authentication model

Azure AD and a security role
Azure AD and a web role
Authenticated user and a security role
Authenticated user and a web role

Repair service customer

Azure AD and a security role
Azure AD and a web role
Authenticated user and a security role
Authenticated user and a web role

Third-party technician

Azure AD and a security role
Azure AD and a web role
Authenticated user and a security role
Authenticated user and a web role

NEW QUESTION 90

- (Topic 4)

A company is struggling to gather insights from won and lost opportunities.

Users must be able to access the company's solution from mobile and desktop devices. The solution must meet the following requirements:

? context of other related data.

? Display data to users as charts and tables and provide drill-through capabilities.

You need to recommend a Power Platform tool to help the client visualize the data.

Which two technologies should you recommend? Each correct answer presents a complete solution.
NOTE: Each correct selection is worth one point.

- A. Power BI
- B. Power Automate
- C. Power Virtual Agents
- D. Power Apps

Answer: AD

Explanation:

A: Power BI is a business analytics service by Microsoft. It aims to provide interactive visualizations and business intelligence capabilities with an interface simple enough for end users to create their own reports and dashboards. It is part of the Microsoft Power Platform.
D: Power BI Apps are an easy way for designers to share different types of content at one time. App designers create the dashboards and reports and bundle them together into an app. The designers then share or publish the app to a location where you, the business user, can access it. Because related dashboards and reports are bundled together, it's easier for you to find and install in both the Power BI service (<https://powerbi.com>) and on your mobile device. After you install an app, you don't have to remember the names of a lot of different dashboards or reports because they're all together in one app, in your browser or on your mobile device.
Reference:
<https://docs.microsoft.com/en-us/power-bi/consumer/end-user-apps>

NEW QUESTION 94

- (Topic 4)
A company has a list of contacts in a Microsoft Excel file. The company wants to load the contact information into a Power Platform solution.
You need to recommend a data-loading solution. What should you recommend?

- A. Use the Excel Template feature.
- B. Add to an existing list of contacts in a static worksheet.
- C. Use the import from Excel feature.

Answer: A

Explanation:

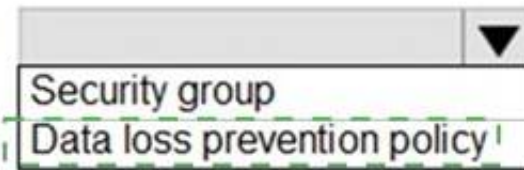
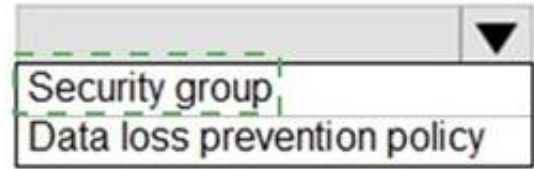
Import data that's stored somewhere else into your model-driven app using the import feature in Power Apps. Every table has required columns that must exist in your input file. It's recommended that you download an Excel template, add your data, and then import the file to your app. The template saves time and effort. Don't add or modify columns in the template to avoid issues during the import. Note:
Step 1: Download an Excel template
To avoid mapping issue, it's recommended that you use an Excel template that you can download from your app. Once the template is downloaded add your data and then import the file back to your app. Remember don't add or modify columns in the template to avoid issues during the import process. Step 2: Import your data
Use the template that you downloaded in the previous step (modified with your data) and import the file to your app.
Reference:
<https://docs.microsoft.com/en-us/powerapps/user/import-data>

NEW QUESTION 97

HOTSPOT - (Topic 4)
You are designing the security model for a Power Platform solution. The security model must meet the following requirements:
? Restrict sharing of data between Power Automate connectors.
? Ensure that environment administrators only see users who require access in the enabled user list.
You need to recommend security features for the solution.
What should you recommend? To answer, select the appropriate options in the answer area.
NOTE: Each correct selection is worth one point.

Requirement	Feature
Restrict sharing of data between Power Automate connectors	<div><div></div><div>Security group</div><div>Data loss prevention policy</div></div>
Ensure that environment administrators only see users who require access in the enabled user list.	<div><div></div><div>Security group</div><div>Data loss prevention policy</div></div>

Answer:

Requirement	Feature
Restrict sharing of data between Power Automate connectors	
Ensure that environment administrators only see users who require access in the enabled user list.	

- A. Mastered
B. Not Mastered

Answer: A

Explanation:

Box 1: Data loss prevention policy

Data loss prevention (DLP) policies enforce rules for which connectors can be used together by classifying connectors as either Business or Non-Business. If you put a connector in the Business group, it can only be used with other connectors from that group in any given app or flow. Sometimes you might want to block the usage of certain connectors altogether by classifying them as Blocked.

Box 2: Security group

If your company has multiple Microsoft Dataverse environments, you can use security groups to control which licensed users can be a member of a particular environment.

NEW QUESTION 102

HOTSPOT - (Topic 4)

You are designing a model-driven app that provides marketing, sales, and service operations to a company.

The app must integrate with the following systems and data sources:

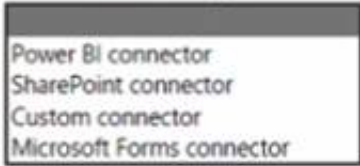

- A third-party marketing system for lead generation and website submissions.
- A Microsoft Excel Online file that contains manufacturing data on relevant products.
- A separate Microsoft Dataverse environment.

You need to recommend Power Automate connectors for the app.

Which connections should you recommend? To answer, select the appropriate options in the answer area.

NOTE: Each correct selection is worth one point.

Answer Area

Data source	Connector type
Third-party marketing system	
Microsoft Dataverse environment	

- A. Mastered
B. Not Mastered

Answer: A

Explanation:

Box 1: Custom connector

While Azure Logic Apps, Microsoft Power Automate, and Microsoft Power Apps offer over 325+ connectors to connect to Microsoft and non-Microsoft services, you may want to communicate with services that aren't available as prebuilt connectors.

Box 2: Microsoft Dataverse

The Microsoft Dataverse connector provides several triggers to start your flows and many actions that you can use to create or update data in Dataverse while your flows run. You can use Dataverse actions even if your flows don't use a trigger from the Dataverse connector.

Use the Microsoft Dataverse connector to create cloud flows that start when data changes in Dataverse tables and custom messages.

NEW QUESTION 105

HOTSPOT - (Topic 4)

You are designing a solution to continually import data from several data sources into Microsoft Dataverse. The solution must meet the following requirements:

- Include integrated error handling for records that fail to import successfully into Dataverse.
- Augment data with AI and machine learning models. You need to select a component for each requirement

Which components should you use? To answer, select the appropriate options in the answer area

NOTE: Each correct selection is worth one point.

Answer Area

Requirement	Component
Augment data with AI and machine learning models.	<div>Analytical dataflow</div> <div>Power Apps dataflow</div> <div>Logic Apps</div> <div>Analytical dataflow</div> <div>Azure Data Factory</div>
Include integrated error handling in place for records that fail to import.	<div>Power Apps dataflow</div> <div>Power Apps dataflow</div> <div>Logic Apps</div> <div>Analytical dataflow</div>

- A. Mastered
- B. Not Mastered

Answer: A

Explanation:

Answer Area

Requirement	Component
Augment data with AI and machine learning models.	<div>Analytical dataflow</div> <div>Power Apps dataflow</div> <div>Logic Apps</div> <div>Analytical dataflow</div> <div>Azure Data Factory</div>
Include integrated error handling in place for records that fail to import.	<div>Power Apps dataflow</div> <div>Power Apps dataflow</div> <div>Logic Apps</div> <div>Analytical dataflow</div>

NEW QUESTION 110

HOTSPOT - (Topic 4)

A company plans to create a Power Apps portal to manage support cases for customers. The company has an account hierarchy for customers. The hierarchy supports accounts, cases, and contacts where both contacts and cases belong to their relevant account.

The company has the following requirements:

? Portal users must only see the notes for the cases that they manage.

? Portal users must only see cases that are submitted by their colleagues.

You need to design the security model for the portal.

Which entity permission scope should you use? To answer, select the appropriate options in the answer area.

NOTE: Each correct selection is worth one point.

Requirement

Scope

Portal users must only see the notes for the cases that they manage.	<div></div> <div>Self</div> <div>Parent</div> <div>Contact</div> <div>Account</div>
Portal users must only see cases that are submitted by their colleagues.	<div></div> <div>Self</div> <div>Global</div> <div>Contact</div> <div>Account</div>

- A. Mastered
- B. Not Mastered

Answer: A

Explanation:

Box 1: Contact

With Contact scope, a signed-in user in the role for which the permission record is defined will have the rights granted by that permission only for records that are related to that user's contact record via a defined relationship.

Box 2: Account

With Account Scope, a signed-in user in the role for which the permission record is defined will have the rights granted by that permission only for records that are related to that user's parent account record via a defined relationship.

This scope means that the entity list will only show the records of the selected entity that are associated to the user's parent account. For example, if an entity permission allows Read access to Lead entity with the Account scope, the user having this permission can view all the leads of only the parent account of the user.

NEW QUESTION 111

HOTSPOT - (Topic 4)

You are evaluating a solution design. You need to test the following scenarios: Mimic a user using an app.

- Obtain formal approval that an app meets customer-provided criteria.
- Confirmation that an app can manage expected peak loads.

Which test types should you use? To answer, select the appropriate options in the answer area.

NOTE: Each correct selection is worth one point.

Answer Area

Scenario

Mimic a user using an app.

Test type

Acceptance testing
UI testing
Acceptance testing
Performance testing
Load testing

Obtain formal approval that an app meets customer-provided criteria.

Acceptance testing
Migration testing
Acceptance testing
Performance testing
UI testing

Confirmation that an app can manage expected peak loads.

Performance testing
Unit testing
Acceptance testing
Performance testing
Integration testing

Answer:

Answer Area

Scenario

Mimic a user using an app.

Test type

Acceptance testing
UI testing
Acceptance testing
Performance testing
Load testing

Obtain formal approval that an app meets customer-provided criteria.

Acceptance testing
Migration testing
Acceptance testing
Performance testing
UI testing

Confirmation that an app can manage expected peak loads.

Performance testing
Unit testing
Acceptance testing
Performance testing
Integration testing

- A. Mastered
B. Not Mastered

Answer: A

NEW QUESTION 112

- (Topic 4)

You are designing a Power Platform solution for a company.

Users must be granted access only to data that is relevant to them.

You need to recommend actions to meet the requirements.

Which two recommendations should you make? Each correct answer presents part of the solution.

NOTE: Each correct selection is worth one point.

- A. Add column security profiles to applicable teams.
B. Define and configure security roles.
C. Create teams and assign security roles and users to the teams.
D. Create business units and assign security roles to the business units.

Answer: BD

Explanation:

To control data access, you must set up an organizational structure that both protects sensitive data and enables collaboration. You do this by setting up business units, security roles, and field security profiles.

Reference:

<https://docs.microsoft.com/en-us/power-platform/admin/security-roles-privileges>

NEW QUESTION 115

- (Topic 4)

A company wants to add an interactive checklist to a Power Platform solution to ensure that salespeople are following the same steps when qualifying leads.

You need to recommend a solution that will incorporate this checklist. What should you recommend?

- A. Mastered
B. Not Mastered

Answer: A

NEW QUESTION 120

DRAG DROP - (Topic 4)

You are performing a requirements analysis for a customer. The customer provides the following requirements:

- ? Power Platform storage capacity must remain under 100 percent.
- ? Customer service representatives must be sent an email when they are assigned a case.
- ? Help desk technicians must be shown an error message when they try to delete a task row.
- ? The plug-in pass rate must remain over 99 percent for the production environment.

You need determine if the requirements are functional or non-functional.

Which requirement type should you use? To answer, drag the appropriate requirement types to the correct requirements. Each requirement type may be used once, more than once, or not at all. You may need to drag the split bar between panes or scroll to view content.

NOTE: Each correct selection is worth one point.

Requirement types	Requirement	Requirement type
	Power Platform storage capacity must remain under 100 percent.	<input type="text"/>
<input type="text" value="Functional"/>	Customer Service representatives must be sent an email when they are assigned a case.	<input type="text"/>
<input type="text" value="Non-functional"/>	Help desk technicians must be shown an error message when they try to delete a task row.	<input type="text"/>
	The plug-in pass rate must remain over 99 percent for the production environment.	<input type="text"/>

- A. Mastered
- B. Not Mastered

Answer: A

Explanation:

Box 1: Non-functional

Non-functional requirements commonly describe non-behavior aspects of the solution such as performance requirements.

Box 2: Functional

Functional requirements describe what the solution needs to do or its behaviors. Box 3: Functional

Box 4: Non-functional

Examples of common non-functional requirement types include:

- ? Availability
- ? Compliance/regulatory
- ? Data retention/residency
- ? Performance (response time, and so on)
- ? Privacy
- ? Recovery time
- ? Security
- ? Scalability

NEW QUESTION 124

- (Topic 4)

A company uses two separate unlinked apps to manage sales leads: a Power Apps app and a third-party application.

The client has the following requirements:

- ? Manage all leads by using the Power Apps app.
- ? Create a lead in the Power Apps app when a user creates a lead in the third-party application.
- ? Update leads in the Power Apps app when a user updates a lead in the third-party application.
- ? Connect to the third-party application by using an API.

You need to recommend strategies to integrate the Power Apps app and the third-party application.

Which three options can you use to achieve the goal? Each correct answer presents part of the solution.

NOTE: Each correct selection is worth one point.

- A. Dual-write
- B. Custom connector
- C. Dataflow
- D. Power Automate cloud flow
- E. DataService connector

Answer: ADE

Explanation:

A: Customers should be able to adopt business applications from Microsoft and expect they speak the same language and seamlessly work together. Dual Write allows our customers to not think about these apps as different systems to write to independently; rather, the underlying infrastructure makes it seamless for these apps to write simultaneously.

D: Use Custom APIs to create your own APIs in Dataverse. With a Custom API you can consolidate a group of operations into an API that you and other developers can call in their code. The Common Data Service (current environment) connector enables calling Custom APIs actions in Power Automate.

E: Common Data Service provides access to the environment database on the Microsoft Common Data

Service. It is available for Logic Apps, Power Automate, and Power Apps. Reference:

<https://docs.microsoft.com/en-us/business-applications-release-notes/april19/cdm-data-integration/dual-writelink->

common-data-service-apps
<https://docs.microsoft.com/en-us/connectors/commondataservice/> <https://docs.microsoft.com/en-us/powerapps/developer/data-platform/custom-api>

NEW QUESTION 129

HOTSPOT - (Topic 4)

A company offers continuing education courses for medical professionals. Each time a course is offered, the company tracks that the session has taken place in an Excel workbook.

The company maintains a list of required qualifications for an educator to teach a course. Educator qualifications range from languages spoken to advanced degrees.

The company needs the following custom table relationships defined:

? Associate educators with a list of their professional qualifications.

? Assign a primary educator to each course that is held.

? Collect information about every course that is held.

You need to determine the type of relationship that best fits the requirement.

Which type of table relationship should you use? To answer, select the appropriate options in the answer area.

NOTE: Each correct selection is worth one point.

Requirement	Relationship
Educators must be associated with their qualifications.	<div><div></div><div>Many-to-many relationship that uses a system generated table</div><div>Many-to-many relationship that uses a custom table</div><div>One-to-many relationship</div></div>
When a course is held there must be a primary educator assigned.	<div><div></div><div>Many-to-many relationship that uses a system generated table</div><div>Many-to-many relationship that uses a custom table</div><div>One-to-many relationship</div></div>
When a course is held, the company needs to collect information on that session.	<div><div></div><div>Many-to-many relationship that uses a system generated table</div><div>Many-to-many relationship that uses a custom table</div><div>One-to-many relationship</div></div>

- A. Mastered
B. Not Mastered

Answer: A

Explanation:

Requirement	Relationship
Educators must be associated with their qualifications.	<div><div></div><div>Many-to-many relationship that uses a system generated table</div><div>Many-to-many relationship that uses a custom table</div><div>One-to-many relationship</div></div>
When a course is held there must be a primary educator assigned.	<div><div></div><div>Many-to-many relationship that uses a system generated table</div><div>Many-to-many relationship that uses a custom table</div><div>One-to-many relationship</div></div>
When a course is held, the company needs to collect information on that session.	<div><div></div><div>Many-to-many relationship that uses a system generated table</div><div>Many-to-many relationship that uses a custom table</div><div>One-to-many relationship</div></div>

NEW QUESTION 133

HOTSPOT - (Topic 4)

You are supporting the go-live process for a company. The company is responsible for migrating data to the Microsoft Power Platform by using a custom solution.

The company reports the following issues:

- Migration processes fail due to operation timeouts.
- Records that include lookup columns often fail to load. You need to recommend a solution.

What should you recommend? To answer, select the appropriate options in the answer area.

NOTE: Each correct selection is worth one point.

Answer Area	Issue	Solution
	Migration processes fail due to operation timeouts.	<div><div>Increase multithreading and/or batch size settings.</div><div>Increase multithreading and/or batch size settings.</div><div>Decrease multithreading and/or batch size settings.</div><div>Ensure you are loading data into all tables at the same time.</div><div>Ensure you are loading data into tables in a particular order.</div></div>
	Records that include lookup columns often fail to load.	<div><div>Ensure you are loading data into tables in a specific order.</div><div>Increase multithreading and/or batch size settings.</div><div>Decrease multithreading and/or batch size settings.</div><div>Ensure you are loading data into all tables at the same time.</div><div>Ensure you are loading data into tables in a specific order.</div></div>

- A. Mastered
B. Not Mastered

Answer: A

Explanation:

Answer Area	Issue	Solution
	Migration processes fail due to operation timeouts.	<div><div>Increase multithreading and/or batch size settings.</div><div>Increase multithreading and/or batch size settings.</div><div>Decrease multithreading and/or batch size settings.</div><div>Ensure you are loading data into all tables at the same time.</div><div>Ensure you are loading data into tables in a particular order.</div></div>
	Records that include lookup columns often fail to load.	<div><div>Ensure you are loading data into tables in a specific order.</div><div>Increase multithreading and/or batch size settings.</div><div>Decrease multithreading and/or batch size settings.</div><div>Ensure you are loading data into all tables at the same time.</div><div>Ensure you are loading data into tables in a specific order.</div></div>

NEW QUESTION 134

HOTSPOT - (Topic 4)

You are designing a Microsoft Power Platform solution for a company.

Which components should you recommend? To answer, select the appropriate options in the answer area.

NOTE: Each correct selection is worth one point.

Requirement	Component
Allow users to change the status of a record only if a custom column named Reason is populated.	<div><div></div><div>Business rule</div><div>Power Automate flow</div><div>Asynchronous plug-in</div><div>Background workflow</div></div>
Prompt users to update each opportunity product record when an opportunity is won or lost.	<div><div></div><div>JavaScript code</div><div>Real-time workflow</div><div>Power Automate flow</div><div>Asynchronous plug-in</div></div>

- A. Mastered
B. Not Mastered

Answer: A

Explanation:

Box 1: Business rule

You can create business rules and recommendations to apply logic and validations without writing code or creating plug-ins. Business rules provide a simple interface to implement and maintain fast-changing and commonly used rules.

Box 2: Power Automate flow

Trigger the Power Automate flow with “When a record is updated”, then add a Condition in the flow and configure it with Status Label equals to Won.

NEW QUESTION 139

- (Topic 4)

A local bank uses Microsoft Power Platform apps to store customer data.

The bank IT director discovers that all employees can see the social security numbers of their customers. The IT team does not understand how field-level security works and needs help with the design.

You need to recommend a solution to the bank that meets the following requirements:

- The system must restrict access to customer social security numbers to the vice president of finance only.
The vice president of finance must be able to read and update customer social security numbers.

Which two actions should you recommend? Each correct answer presents part of the solution.

NOT: Each correct selection is worth one point

- A. Set the values for the read permission and for the update permission for social security number to yet
- B. Enable field-level security for the member table.
- C. Create a held-level security profile.
- D. Enable field-level security for the social security number column.

Answer: CD

Explanation:

Field-level security is managed by the security profiles. To implement field-level security, a system administrator performs the following tasks.

? Enable field security on one or more fields for a given entity.

? Associate one more existing security profiles, or create one or more new security profiles to grant the appropriate access to specific users or teams.

Reference:

<https://docs.microsoft.com/en-us/power-platform/admin/field-level-security>

NEW QUESTION 143

- (Topic 4)

Note: This question is part of a series of questions that present the same scenario. Each question in the series contains a unique solution that might meet the stated goals. Some question sets might have more than one correct solution, while others might not have a correct solution.

After you answer a question in this section, you will NOT be able to return to it. As a result these questions will not appear in the review screen.

A company uses a Microsoft Excel sheet to manage its loan application process. The company wants to optimize the process.

You need to discover inefficiencies in the process.

Solution: Record the actions required to complete the loan application process in the process advisor feature. Use task mining to discover inefficiencies in the process.

Does the solution meet the goal?

- A. Yes
- B. No

Answer: B

NEW QUESTION 146

DRAG DROP - (Topic 4)

You are designing a Microsoft Power Platform solution that will be deployed to two separate companies in the same Microsoft Office 365 tenant: Contoso, Ltd. and Contoso Pharmaceuticals.

The solution must meet the following security requirements:

- Restrict Contoso, Ltd. users from seeing the Contoso Pharmaceuticals company.
- Restrict access to specific forms.
- Restrict access to specific tables.

What should you recommend? To answer, drag the appropriate security types to the correct restrictions. Each security type may be used once, more than once, or not at all. You may need to drag the split bar between panes or scroll to view content.

NOTE: Each correct selection is worth one point.

Security objects		Restriction	Security object
Security role		Restrict Contoso, Ltd. users from seeing the Contoso Pharmaceuticals company.	
Team		Restrict access to specific forms.	
Security group		Restrict access to specific tables.	
User profile			

Answer:

Security objects		Restriction	Security object
Security role		Restrict Contoso, Ltd. users from seeing the Contoso Pharmaceuticals company.	Team
Team		Restrict access to specific forms.	Security group
Security group		Restrict access to specific tables.	Security role
User profile			

- A. Mastered
- B. Not Mastered

Answer: A

NEW QUESTION 148

- (Topic 4)

Note: This question is part of a series of questions that present the same scenario. Each question in the series contains a unique solution that might meet the stated goals. Some question sets might have more than one correct solution, while others might not have a correct solution.

After you answer a question in this section, you will NOT be able to return to it. As a result, these questions will not appear in the review screen.

A company plans to automate the expense approval process.

Users currently enter data into an on-premises SQL Server database. You need to allow users to submit expenses from mobile devices.
Solution: Create a canvas app for expense data entry. Install an on-premises gateway. Create a cloud flow for approval and to add data to the SQL Server database.

Does the solution meet the goal?

- A. Yes
- B. No

Answer: A

NEW QUESTION 150

HOTSPOT - (Topic 4)

You are designing a Power Platform solution for a company that provides in-home appliance maintenance. When a customer schedules a service appointment, a dispatcher assigns one technician for a specific time and location.

The solution must capture information about the technician assigned to each appointment and the list of tools that the technician must bring to the appointment.

You need to recommend the data type for the captured information.

Which data type should you use? To answer, select the appropriate options in the answer area.

NOTE: Each correct selection is worth one point.

Requirement	Data type
Capture information about the technician assigned to each service appointment.	<div><div></div><div>Choice</div><div>Choices</div><div>Customer</div><div>Lookup</div></div>
Select the tools that the technician must bring to an appointment.	<div><div></div><div>Choices</div><div>Customer</div><div>Lookup</div><div>Text</div></div>

- A. Mastered
- B. Not Mastered

Answer: A

Explanation:

Box 1: Choice

Like Choices below, but can only select one of the option.

Box 2: Choices

You can customize forms (main, quick create, and quick view) and email templates by adding multi-select columns that are called Choices. When you add a choices column, you can specify multiple values that will be available for users to select. When users fill out the form they can select one, multiple, or all the values displayed in a drop-down list.

NEW QUESTION 153

- (Topic 4)

You are designing a Microsoft Power Platform solution.

You need to identify the non- functional requirements for the organization.

Which three non-functional requirements should you identify? Each correct answer presents a complete solution.

NOTE: Each correct selection is worth one point.

- A. usability of business process flows
- B. customer maintenance procedures
- C. business rules to identify top customers
- D. solution regulatory compliance
- E. time-to-load forms

Answer: BDE

Explanation:

Non-functional requirements capture the elements that users might not directly care about but are important to support the proposed architecture and operational viability of the solution. Non-functional requirements often influence user adoption and perceived satisfaction with the solution.

Examples of common non-functional requirement types include:

? Availability

? Compliance/regulatory

? Data retention/residency

? Performance (response time, and so on)

? Privacy
? Recovery time
? Security
? Scalability

Reference:

<https://docs.microsoft.com/en-us/learn/modules/work-with-requirements/4-non-functional-requirements>

NEW QUESTION 154

- (Topic 4)

A company has a custom web-based solution that is hosted on Azure. You design a Power Platform solution to provide the company additional capabilities. You need to integrate the Power Platform solution with the web-based solution.

What should you recommend?

- A. Connection reference
- B. Custom connector
- C. Desktop flow
- D. Data gateway

Answer: B

Explanation:

A custom connector in Power Platform is a wrapper around a REST API that allows Power Automate or Power Apps to communicate with that REST API. Connectors created in Power Automate are available in Power Apps. Likewise, connectors created in Power Apps are available in Power Automate.

Reference:

<https://docs.microsoft.com/en-us/learn/modules/create-custom-connector-power-platform/1-introduction>

NEW QUESTION 159

- (Topic 4)

Note: This question is part of a series of questions that present the same scenario. Each question in the series contains a unique solution that might meet the stated goals. Some question sets might have more than one correct solution, while others might not have a correct solution.

After you answer a question in this section, you will NOT be able to return to it. As a result, these questions will not appear in the review screen.

A company uses a Microsoft Excel sheet to manage its loan application process. The company wants to optimize the process.

You need to discover inefficiencies in the process.

Solution: Upload the activity data stored in the Excel sheet to the process advisor feature. Use task mining to discover inefficiencies in the process.

Does the solution meet the goal?

- A. Mastered
- B. Not Mastered

Answer: A

NEW QUESTION 161

- (Topic 4)

You are designing an integration between an Azure SQL database and a model-driven app-You have the following requirements:

- Audit updates to the data.
- Assign security role access to tables at the user level.
- Assign security role access to tables at the organization level.
- Enable change tracking.
- Add and update data.

You need to implement virtual tables.

Which two requirements can you meet by using virtual tables? Each correct answer presents a complete solution.

NOTE Each correct selection is worth one point.

- A. Enable change tracking.
- B. Assign security role access to tables at the user level.
- C. Add and update data.
- D. Assign security role access to tables at the organization level.
- E. Audit updates to the data.

Answer: BD

NEW QUESTION 162

HOTSPOT - (Topic 4)

A company plans to create a Power Platform solution that integrates with Dynamics 365 Sales.

The solution must meet the following requirements:

? Connect directly with a Microsoft Azure SQL database as an external data source at run time where specific data is available in the Dynamics 365 Sales solution without the need for data replication.

? An external system needs to send data to the company's Dynamics 365 Sales solution.

You need to recommend the most suitable solution to integrate Dynamics 365 Sales with both systems.

What should you recommend? To answer, select the appropriate option in the answer area.

NOTE: Each correct selection is worth one point.

Integration requirement

Solutions

Have read-only visibility of data from an external Azure SQL database.

Use virtual tables.
Use a custom plug-in.
Use Dynamics 365 Web API.
Use a web resource to display data.

External system sends data to Dynamics 365 Sales.

Use a custom plug-in.
Use Dynamics 365 Web API.
Use a web resource to display data.

Answer:

Integration requirement

Solutions

Have read-only visibility of data from an external Azure SQL database.

Use virtual tables. **!**
Use a custom plug-in.
Use Dynamics 365 Web API.
Use a web resource to display data.

External system sends data to Dynamics 365 Sales.

Use a custom plug-in.
Use Dynamics 365 Web API. **!**
Use a web resource to display data.

- A. Mastered
B. Not Mastered

Answer: A

Explanation:

Box 1: Use Virtual tables

A virtual entity is a custom entity in Dynamics 365 Customer Engagement (on-premises) that has fields containing data from an external data source. Virtual entities appear in your app to users as regular entity records, but contain data that is sourced from an external database, such as an Azure SQL Database. Records based on virtual entities are available in all clients including custom clients developed using the Dynamics 365 Customer Engagement Web Services. Box 2: Use Dynamics 365 Web API.

Dynamics 365 Web Services API: Many times, straight database-to-database integrations aren't a possibility. In these cases, the development of a solution may depend on utilization of the Dynamics 365 Customer Engagement web services API (Application Programming Interface).

NEW QUESTION 164

HOTSPOT - (Topic 4)

A company plans to transition from an existing proprietary solution to a Power Platform solution. The company is consolidating data from several sources. The company reports the following data quality issues with the existing solution:

- ? Users often encounter a character limit when entering data.
- ? The database includes multiple instances of duplicate records.

You need to recommend solutions to ensure that the data quality issues are not present in the Power Platform solution.

What should you recommend? To answer, select the appropriate options in the answer area.

NOTE: Each correct selection is worth one point.

Issue

Solution

Users often encounter a character limit when entering data.

Define a data mask.
Define and implement duplicate detection rules.
Define the data type and format for each column.

The database includes multiple instances of some records.

Define requirements for data entry.
Define and implement duplicate detection rules.
Define the data type and format for each column.

- A. Mastered
B. Not Mastered

Answer: A

Explanation:

Box 1: Define the data type and format for each column Increase the data type size of the column.

Box 2: Define and implement duplicate detection rules

NEW QUESTION 167

DRAG DROP - (Topic 4)

A client plans to implement Microsoft Power Platform solutions.

The client identifies the following requirements for handling opportunities:

- Users must follow the same set of steps each time they process opportunities
- For opportunities with values greater than \$20,000, a follow-up date and second contact field must appear on the form.
- An error message must display if a follow-up date is not within seven days of the opportunity creation date.

You need to recommend tools to meet the client requirements.

What should you recommend? To answer, drag the appropriate tools to the correct requirement. Each tool may be used once, more than once, or not at all. You may need to drag the split bar between panes or scroll to view content.

NOTE: Each correct selection is worth one point.

Tools	Requirement	Tool
Business Rule	Users must follow the same set of steps each time they process opportunities.	
Business process flow	For opportunities with values greater than \$20,000, a follow-up date and second contact field must appear on the form.	
Workflows	An error message must display if a follow-up date is not within seven days of the opportunity creation date.	

- A. Mastered
B. Not Mastered

Answer: A

Explanation:

Tools	Requirement	Tool
Business Rule	Users must follow the same set of steps each time they process opportunities.	Business process flow
Business process flow	For opportunities with values greater than \$20,000, a follow-up date and second contact field must appear on the form.	Business Rule
Workflows	An error message must display if a follow-up date is not within seven days of the opportunity creation date.	Workflows

NEW QUESTION 168

- (Topic 4)

A company uses a third-party cloud-based app to make real-time business decisions. The app has a RESTful API.

You must design a Microsoft Power Platform solution that interacts with the third-party app. Changes made in the Microsoft Power Platform solution must be reflected in the cloud app.

You need to recommend technologies to integrate the Microsoft Power Platform solution with the cloud app.

Which two technologies should you recommend? Each correct answer presents part of the solution.

NOTE: Each correct selection is worth one point.

- A. Scheduled Power Automate cloud flow with a custom connector to the cloud app
B. Power Virtual Agents
C. Custom plug-on registered with Microsoft Dataverse
D. Model-driven app

Answer: AC

Explanation:

A: To enable Logic Apps, Power Automate, or Power Apps to communicate with the REST or SOAP API, use a custom connector, which is a wrapper around a REST API (Logic Apps also supports SOAP APIs).

C: Custom APIs are a powerful way to connect to any existing API, hosted anywhere, from PowerApps. You do not need a PowerApps Enterprise subscription to register or use a Custom API.

Custom APIs are RESTful endpoints that you can connect to and use from PowerApps. All you'll need is a Swagger definition file for your endpoint.

Reference:

<https://docs.microsoft.com/en-us/power-platform/guidance/architecture/real-world-examples/custom-connector-canvas>

<https://powerapps.microsoft.com/hr-hr/blog/register-and-use-custom-apis-in-powerapps/>

NEW QUESTION 170

.....

Relate Links

100% Pass Your PL-600 Exam with ExamBible Prep Materials

<https://www.exambible.com/PL-600-exam/>

Contact us

We are proud of our high-quality customer service, which serves you around the clock 24/7.

Viste - <https://www.exambible.com/>